

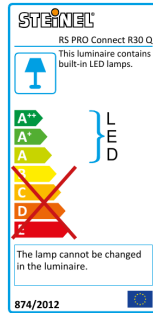

Sensor-switched LED indoor light - Professional Line

# RS PRO Connect R30 Q

warm white

EAN 4007841 057220

Article number 057220



LED

36 years (Ø 4,5h / day)



Settings via App

3000 K

3000K warm-white



high frequency sensor 360°



max. 10 m



2 - 2000 lux



5 sec - 60 min



soft light start



10 - 50% basic brightness



Backlight

## Function description

Square. Digital. Ingenious. Wirelessly adjustable via app, the digital RS PRO Connect R30 Q sensor-switched light makes connected lighting incredibly easy. Easily started up, interconnected and adjusted in any chosen way via app, it comes with 4 lighting functions: basic light level, backlight, dimmable main light and emergency light. 3070 lm. High-precision HF sensor (10 m reach). 3000 K, 350 x 350 x 55 mm.

# RS PRO Connect R30 Q

warm white

EAN 4007841 057220

Article number 057220



## Technical specifications

Dimensions (L x W x H)	55 x 350 x 350 mm
Mains power supply	220 – 240 V / 50 – 60 Hz
Sensor Technology	High frequency
Transmitter power	
HF-system	5,8 GHz
Output	24,5 W
Power consumption	0,5 W
Interconnection	Yes
Type of interconnection	Master/slave
Interconnection via	Bluetooth
Luminous flux	3070 lm
Colour temperature	3000 K
Colour variation LED	SDCM3
Farbwiedergabeindex	80-89
With lamp	Yes, STEINEL LED system
Lamp	LED cannot be replaced
LED life expectancy (max. °C)	50000 h
Drop in luminous flux in accordance with LM80	L80B50
Base	without
LED cooling system	Passive Thermo Control
With motion detector	Yes
Detection	also through glass, wood and stud walls
Detection angle	360 °
Angle of aperture	160 °
Capability of masking out individual segments	Yes
Electronic scalability	Yes

Mechanical scalability	No
Reach, radial	Ø 10 m (79 m <sup>2</sup> )
Reach, tangential	Ø 10 m (79 m <sup>2</sup> )
Continuous light	selectable
Photo-cell controller	Yes
Twilight setting	2 – 2000 lx
Time setting	5 s – 30 Min.
Basic light level function	Yes
Basic light level function, detail	LED Backlight
Basic light level function time	10-30 min, all night
Main light adjustable	50 - 100 %
Functions	Group parameterisation, Manual ON / ON-OFF, Master/slave override, Neighbouring-group function, Presence function, Backlight
Soft light start	Yes
Impact resistance	IK07
IP-rating	IP40
Protection class	II
Ambient temperature	-20 – 40 °C
Housing material	Plastic
Cover material	PC, opal
Manufacturer's Warranty	5 years
Settings via	Bluetooth
With remote control	No
Installation site	wall, ceiling
Version	warm white
PU1, EAN	4007841057220

## Accessories

EAN 4007841 064143 R-series emergency light module

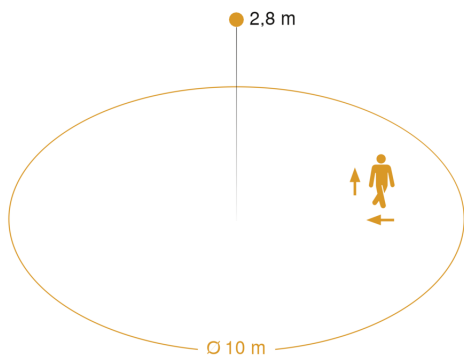
# RS PRO Connect R30 Q

warm white

EAN 4007841 057220

Article number 057220

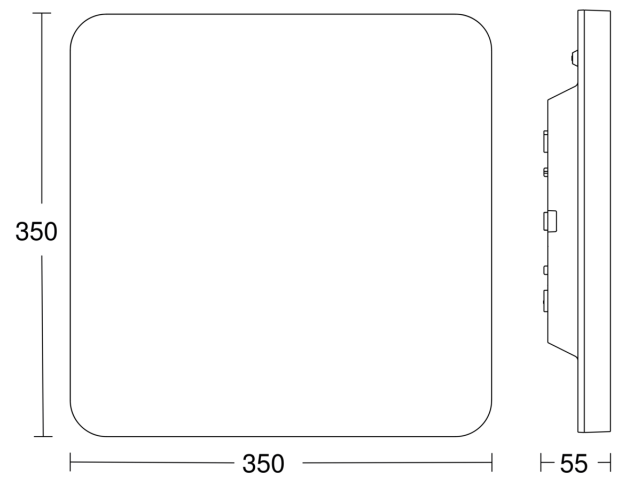
## Detection Zone



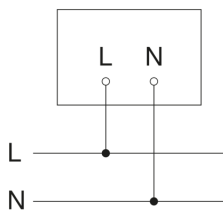
Mögliche Montagehöhe: 2,00 m – 4,00 m

Orange: radial und tangential

## Dimension Drawing



## Slave/wireless master interconnection circuit diagram



## Master/master interconnection circuit diagram

