

Sensor-switched indoor light - Professional Line

RS PRO R20 plus SC

Neutral white

EAN 4007841 067724

Article number 067724



LED

36 years (Ø 4,5h / day)



Settings via App

4000 K

4000K neutral white



high frequency sensor 360°



max. 10 m



2 - 2000 lux



IP40



5 sec - 30 min



soft light start



1 - 50% basic brightness

Function description

Digital. Ingenious. Wirelessly adjustable via app, the digital RS PRO R20 plus SC sensor-switched light makes connected lighting incredibly easy. Easily started up, interconnected and adjusted in any chosen way via app, it comes with 4 lighting functions: basic light level, backlight, dimmable main light and emergency light. High-precision HF sensor (10 m reach). The opal diffuser bonnet ensures even light distribution. 15,86 W, 1976 lm. 4000 K, 350 x 55 mm. Emergency lighting operation is alternatively possible via connection to central battery systems.

RS PRO R20 plus SC

Neutral white

EAN 4007841 067724

Article number 067724



Technical specifications

Dimensions (Ø x H)	350 x 55 mm
Mains power supply	220 – 240 V / 50 – 60 Hz
Sensor Technology	High frequency
Transmitter power	
HF-system	5,8 GHz
Output	15,86 W
Power consumption	0,5 W
Interconnection	Yes
Type of interconnection	Master/master, Master/slave
Vernetzung via: Connect Bluetooth Mesh	Bluetooth
Slave modeselectable	Yes
Lichtstrom Gesamtprodukt	1976 lm
Stroboskop-Effekt (SVM)	0,2 SVM
Gesamtprodukt Effizienz	125 lm/W
Colour temperature	4000 K
Colour variation LED	SDCM3
Colour Rendering Index	80-89
With lamp	Yes, STEINEL LED system
Lamp	LED cannot be replaced
LED life expectancy (max. °C)	50000 h
LED life expectancy (25 °C)	> 60000 h
Drop in luminous flux in accordance with LM80	L80B50
Base	without
LED cooling system	Passive Thermo Control
With motion detector	Yes
Detection	also through glass, wood and stud walls
Detection angle	360 °
Angle of aperture	160 °

Capability of masking out individual segments	Yes
Electronic scalability	Yes
Mechanical scalability	No
Reach, radial	Ø 10 m (79 m ²)
Reach, tangential	Ø 10 m (79 m ²)
Continuous light	selectable
Photo-cell controller	Yes
Twilight setting	2 – 2000 lx
Time setting	5 s – 60 Min.
Basic light level function	Yes
Basic light level function, detail	LED Backlight
Basic light level function time	1-60 min
Main light adjustable	0 - 100 %
Functions	Group parameterisation, Manual ON / ON-OFF, Master/slave override, Neighbouring group function, Presence function, Backlight, Orientation light, Connection to central battery systems, Adjustable fade time when switching on and off, Free selection of the light value in a luminaire group, Encrypted communication, Motions sensor, Light sensor
Soft light start	Yes
Impact resistance	IK07
IP-rating	IP40
Protection class	II
Ambient temperature	-20 – 40 °C
Housing material	Plastic
Cover material	PC, opal
Manufacturer's Warranty	5 years
Einstellungen via: Connect Bluetooth Mesh	Bluetooth
With remote control	No
Installation site	wall, ceiling
Version	Neutral white
PU1, EAN	4007841067724

Accessories

EAN 4007841 064143

R-series emergency light module

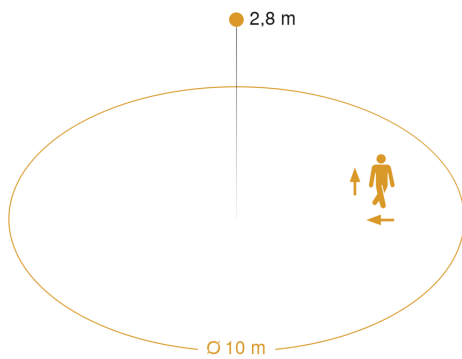
RS PRO R20 plus SC

Neutral white

EAN 4007841 067724

Article number 067724

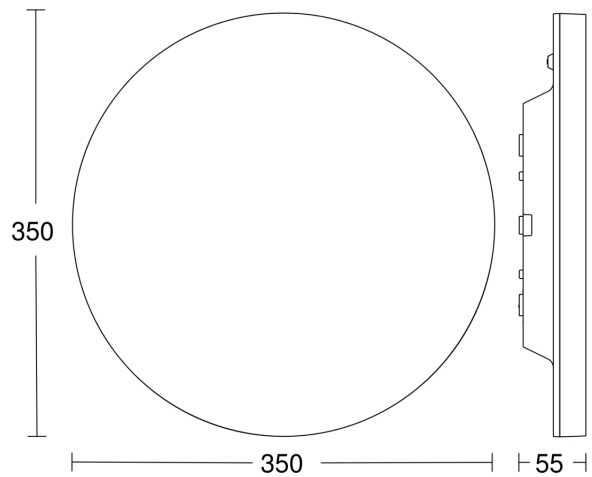
Detection Zone



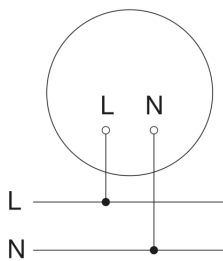
Mögliche Montagehöhe: 2,00 m – 4,00 m

Orange: radial und tangential

Dimension Drawing



Slave/wireless master interconnection circuit diagram



Master/master interconnection circuit diagram

