

Sensor-switched LED outdoor light

# L 605 S

Anthracite

EAN 4007841 065287

Article number 065287



LED

long life LED  
50.000 h

3000 K

3000K  
warm-white



infrared sensor  
180°



max. 10 m



IP44



10 - 2000 lux



5 sec - 15 min



soft light start



10% basic  
brightness



manual override  
4h

## Function description

Powerful technology. Chic look. The LED sensor outdoor light L 605 S is equipped with a 180° infrared sensor with 10 m range and four intelligent sensor programmes. As soon as the sensor luminaire detects movement at dusk or in the dark, it automatically lights up brightly and reliably with warm white 3000 K and 800 lm - and goes out again automatically after a while. At the same time, it is extremely efficient with only. The elegant outdoor luminaire is mounted via the elegant aluminium base, which is mounted on the wall in no time at all. The glass body made of high-quality opal glass ensures an even and soft light distribution. Time and twilight thresholds are easily adjustable. Continuous light and night light functions are also part of the functional scope, as is an elegant soft light start. Tip: The L 605 S is an ideal visual match for the L 600 CAM.

# L 605 S

Anthracite

EAN 4007841 065287

Article number 065287



## Technical specifications

Dimensions (L x W x H)	131 x 78 x 260 mm
Mains power supply	220 – 240 V / 50 – 60 Hz
Sensor Technology	passive infrared
Output	11,3 W
Interconnection	No
Slave modeselectable	No
Luminous flux	729 lm
Stroboskop-Effekt (SVM)	0,3 SVM
Efficiency	64,5 lm/W
Gesamtprodukt Effizienz	64,5 lm/W
Colour temperature	3000 K
Colour Rendering Index	= 82
With lamp	Yes, STEINEL LED system
Lamp	LED cannot be replaced
LED life expectancy (max. °C)	36000 h
LED life expectancy (25 °C)	> 36000 h
Life expectancy of power supply unit (max. °C)	36000 h
Life expectancy of power supply unit (25 °C)	> 36000 h
Base	without
LED cooling system	Passive Thermo Control
With motion detector	Yes
Detection angle	180 °
Angle of aperture	90 °
Capability of masking out individual segments	No

Electronic scalability	Yes
Mechanical scalability	No
Reach, radial	r = 2 m (6 m <sup>2</sup> )
Reach, tangential	r = 10 m (157 m <sup>2</sup> )
Continuous light	selectable
Photo-cell controller	Yes
Twilight setting	10 – 2000 lx
Time setting	5 s – 15 Min.
Basic light level function	Yes
Soft light start	Yes
Impact resistance	IK03
IP-rating	IP44
Protection class	I
Ambient temperature	-10 – 40 °C
Housing material	Aluminium
Cover material	Glass opal
Manufacturer's Warranty	3 years
Settings via	Potentiometers
With remote control	No
Installation site	wall
Cover material	sticker
Version	Anthracite
PU1, EAN	4007841065287

Sensor-switched LED outdoor light

# L 605 S

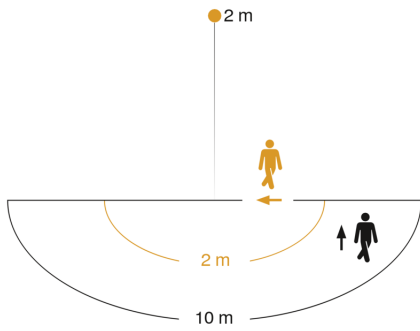
Anthracite

EAN 4007841 065287

Article number 065287



## Detection Zone

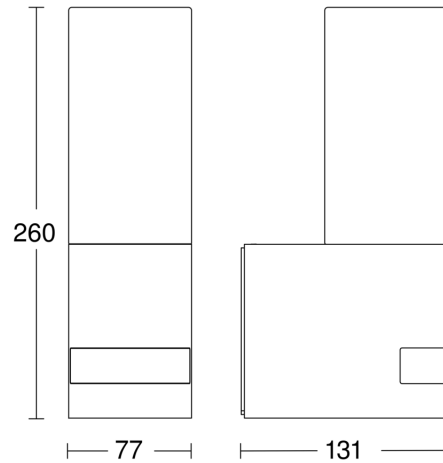


Mögliche Montagehöhe: 1,80 m – 2,00 m

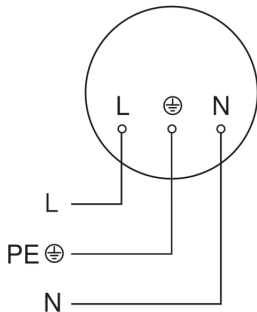
Orange: radial

Schwarz: tangential

## Dimension Drawing



## Circuit diagram



## Circuit diagram

