

Sensor-switched indoor light - Professional Line

RS PRO R20 plus SC

Neutral white

EAN 4007841 067724

Article number 067724



LED

36 years (0 4,5h / day)



Settings via App

4000 K

4000K neutral white



high frequency sensor 360°



max. 10 m



2 - 2000 lux



IP40



Light source not exchangeable



Control gear not exchangeable



5 sec - 30 min

Function description

Digital. Ingenious. Wirelessly adjustable via app, the digital RS PRO R20 plus SC sensor-switched light makes connected lighting incredibly easy. Easily started up, interconnected and adjusted in any chosen way via app, it comes with 4 lighting functions: basic light level, backlight, dimmable main light and emergency light. High-precision HF sensor (10 m reach). The opal diffuser bonnet ensures even light distribution. 15,86 W, 1976 lm. 4000 K, 350 x 55 mm. Emergency lighting operation is alternatively possible via connection to central battery systems. The smaller packaging volume of the multipacks saves material and protects the environment.

RS PRO R20 plus SC

Neutral white

EAN 4007841 067724

Article number 067724



Technical specifications

Dimensions (Ø x H)	350 x 55 mm
With lamp	Yes, STEINEL LED system
With motion detector	Yes
Manufacturer's Warranty	5 years
Settings via	Bluetooth
With remote control	No
Version	Neutral white
PU1, EAN	4007841067724
Application, place	Indoors
Application, room	corridor / aisle, changing room, function room / ancillary room, kitchenette, stairwell, Indoors
Colour	white
includes sheet of self-adhesive numbers	No
Installation site	wall, ceiling
Installation	Wall, Ceiling, Surface wiring
Impact resistance	IK07
IP-rating	IP40
Protection class	II
Ambient temperature	from -20 up to 40 °C
Housing material	Plastic
Cover material	PC, opal
Mains power supply	220 – 240 V / 50 – 60 Hz
Power consumption	0,3 W
Mounting height max.	4,00 m
HF-system	5,8 GHz
Slave modeselectable	Yes
Detection	also through glass, wood and stud walls
Capability of masking out individual segments	Yes
Electronic scalability	Yes
Mechanical scalability	No
Reach, radial	Ø 10 m (79 m ²)
Reach, tangential	Ø 10 m (79 m ²)
Photo-cell controller	Yes
Transmitter power	< 1 mW
Luminous flux total product	1976 lm

Colour temperature	4000 K
Colour variation LED	SDCM3
Lamp	LED cannot be replaced
Base	without
LED cooling system	Passive Thermo Control
Soft light start	Yes
Continuous light	selectable
Functions	Group parameterisation, Manual ON / ON-OFF, Neighbouring group function, Backlight, Orientation light, Connection to central battery systems, Adjustable fade time when switching on and off, Free selection of the light value in a luminaire group, Encrypted communication, Motions sensor, Light sensor
Twilight setting	2 – 2000 lx
Time setting	5 s – 60 Min.
Basic light level function	Yes
Basic light level function, detail	LED Backlight
Basic light level function time	1-60 min
Main light adjustable	0 - 100 %
Twilight setting TEACH	Yes
Interconnection	Yes
Type of interconnection	Master/master, Master/slave
Interconnection via	Bluetooth Mesh Connect
Lifetime LED according to IEC-62717 (L70)	100000
Lifetime LED according to IEC-62717 (L80)	74000
Lebensdauer LED nach IES TM-21 (L70)	70000
Lifetime LED according to IES TM-21 (L80)	70000
Fuse protection B10	46
Fuse protection B16	74
Fuse protection C10	77
Fuse protection C16	122
Basic light level function in per cent 0 – 100 %	
Output	15,86 W
Colour Rendering Index CRI	= 82

RS PRO R20 plus SC

Neutral white
EAN 4007841 067724
Article number 067724



Photobiological safety in accordance with EN 62471 ^{RG1}

Starting current, maximum	13 A
Angle of aperture	160 °
IP-rating, ceiling	IP40
Detection angle	360 °
Product category	Sensor-switched indoor light

Technical specifications

Total product efficiency	125 lm/W
--------------------------	----------

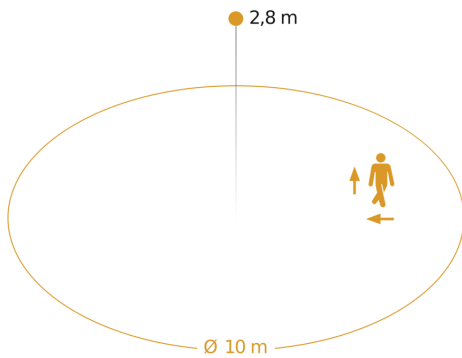
Accessories

EAN 4007841 064143	R-series emergency light module
EAN 4007841 087234	Adapter R-Series for Emergency Light Switch
EAN 4007841 084653	Wireless push button PB2-Bluetooth
EAN 4007841 084660	Wireless push button PB4-Bluetooth

RS PRO R20 plus SC

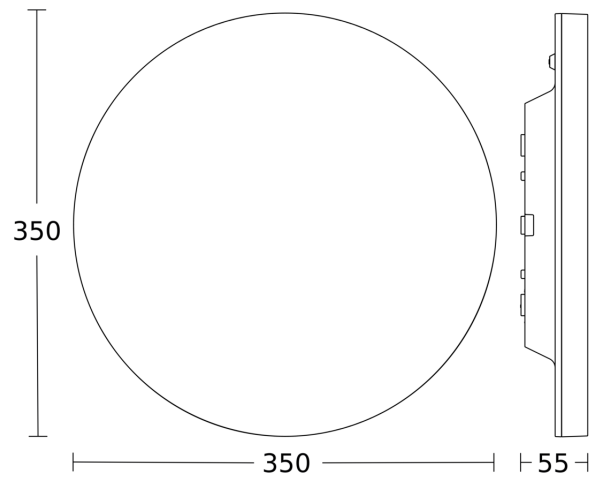
Neutral white
EAN 4007841 067724
Article number 067724

Detection Zone

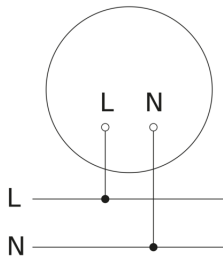


Possible mounting height: 2,00 m - 4,00 m
Orange: radial and tangential

Dimension Drawing



Slave/wireless master interconnection circuit diagram



Master/master interconnection circuit diagram

