

Sensor-switched indoor light - Professional Line

RS PRO R20 plus SC

warm white

EAN 4007841 067755

Article number 067755



LED

36 years (Ø 4,5h / day)



Settings via App

3000 K

3000K warm-white



high frequency sensor 360°



max. 10 m



2 - 2000 lux



IP40



5 sec - 30 min



10 - 100% basic brightness



10 - 100% main light brightness

Function description

Digital. Ingenious. Wirelessly adjustable via app, the digital RS PRO R20 plus SC sensor-switched light makes connected lighting incredibly easy. Easily started up, interconnected and adjusted in any chosen way via app, it comes with 4 lighting functions: basic light level, backlight, dimmable main light and emergency light. High-precision HF sensor (10 m reach). The opal diffuser bonnet ensures even light distribution. 15,86 W, 1823 lm. 3000 K, 350 x 55 mm. Emergency lighting operation is alternatively possible via connection to central battery systems.

RS PRO R20 plus SC

warm white

EAN 4007841 067755

Article number 067755



Technical specifications

Dimensions (Ø x H)	350 x 55 mm
With lamp	Yes, STEINEL LED system
With motion detector	Yes
Manufacturer's Warranty	5 years
Settings via	Bluetooth
With remote control	Nein
Version	warm white
PU1, EAN	4007841067755
Application, place	Indoors
Application, room	corridor / aisle, changing room, function room / ancillary room, kitchenette, stairwell, WC / washroom, Indoors
Colour	white
includes sheet of self-adhesive numbers	No
Installation site	wall, ceiling
Installation	Wall, Ceiling, Surface wiring
Impact resistance	IK07
IP-rating	IP40
Protection class	II
Ambient temperature	-20 – 40 °C
Housing material	Plastic
Cover material	PC, opal
Mains power supply	220 – 240 V / 50 – 60 Hz
Output	5 - 25 W
Power consumption	0,5 W
Mounting height max.	4,00 m
HF-system	5,8 GHz
Slave modeselectable	Yes
Detection	also through glass, wood and stud walls
Angle of aperture	160 °
Capability of masking out individual segments	Yes
Electronic scalability	Yes
Mechanical scalability	No
Reach, radial	Ø 10 m (79 m ²)
Reach, tangential	Ø 10 m (79 m ²)

Photo-cell controller	Yes
Transmitter power	
Luminous flux total product	1823 lm
Measured luminous flux (360°)	1823 lm
Total product efficiency	115 lm/W
Colour temperature	3000 K
Colour variation LED	SDCM3
Colour Rendering Index	80-89
Lamp	LED cannot be replaced
Base	without
LED cooling system	Passive Thermo Control
Soft light start	Yes
Continuous light	selectable
Functions	Group parameterisation, Manual ON / ON-OFF, Master/slave override, Neighbouring group function, Presence function, Backlight, Orientation light, Connection to central battery systems, Adjustable fade time when switching on and off, Free selection of the light value in a luminaire group, Encrypted communication, Motions sensor, Light sensor
Twilight setting	2 – 2000 lx
Time setting	5 s – 60 Min.
Basic light level function	Yes
Basic light level function, detail	LED Backlight
Basic light level function time	1-60 min
Main light adjustable	0 - 100 %
Twilight setting TEACH	Yes
Interconnection	Yes
Type of interconnection	Master/master, Master/slave
Interconnection via	Bluetooth
Lebensdauer LED nach IEC-62717 (L70)	100000
Lebensdauer LED nach IEC-62717 (L80)	74000
Lebensdauer LED nach IES TM-21 (L70)	70000
Lebensdauer LED nach IES TM-21 (L80)	70000
Absicherung B10 (ST)	46
Absicherung B16 (ST)	74
Absicherung C10 (ST)	77
Absicherung C16 (ST)	122

RS PRO R20 plus SC

warm white

EAN 4007841 067755

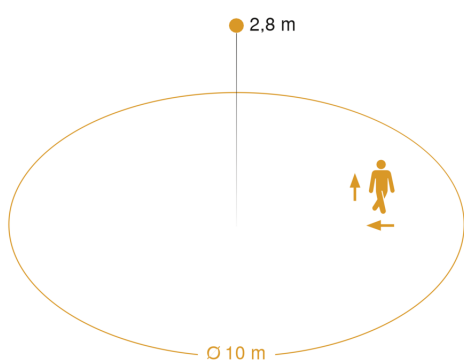
Article number 067755

Accessories

EAN 4007841 064143

R-series emergency light module

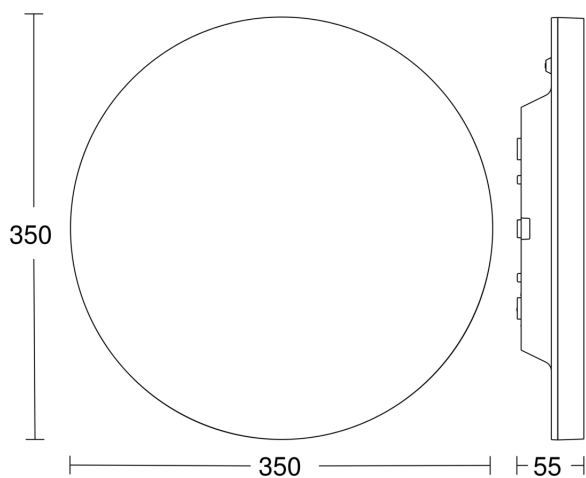
Detection Zone



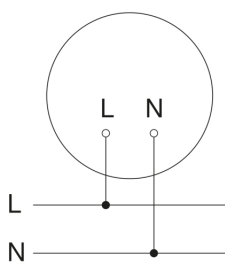
Mögliche Montagehöhe: 2,00 m – 4,00 m

Orange: radial und tangential

Dimension Drawing



Slave/wireless master interconnection circuit diagram



Master/master interconnection circuit diagram

