


Sensor-switched LED indoor light - Professional Line

# RS PRO R30 plus Q SC

warm white

EAN 4007841 067786

Article number 067786



LED

36 years (Ø 4,5h / day)



Settings via App

3000 K

3000K warm-white



high frequency sensor 360°



max. 10 m



2 - 2000 lux



IP40



5 sec - 30 min



10 - 100% basic brightness



10 - 100% main light brightness

## Function description

Square. Digital. Ingenious. Wirelessly adjustable via app, the digital RS PRO R30 plus Q SC sensor-switched light makes connected lighting incredibly easy. Easily started up, interconnected and adjusted in any chosen way via app, it comes with 4 lighting functions: basic light level, backlight, dimmable main light and emergency light. High-precision HF sensor (10 m reach). The opal diffuser bonnet ensures even light distribution. 23,9 W, 2813 lm. 3000 K, 55 x 350 x 350 mm. Emergency lighting operation is alternatively possible via connection to central battery systems.

# RS PRO R30 plus Q SC

warm white

EAN 4007841 067786

Article number 067786



## Technical specifications

Dimensions (L x W x H)	55 x 350 x 350 mm
With lamp	Yes, STEINEL LED system
With motion detector	Yes
Manufacturer's Warranty	5 years
Settings via	Bluetooth
With remote control	Nein
Version	warm white
PU1, EAN	4007841067786
Application, place	Indoors
Application, room	corridor / aisle, changing room, function room / ancillary room, kitchenette, stairwell, WC / washroom, Indoors
Colour	white
includes sheet of self-adhesive numbers	No
Installation site	wall, ceiling
Installation	Wall, Ceiling, Surface wiring
Impact resistance	IK07
IP-rating	IP40
Protection class	II
Ambient temperature	-20 – 40 °C
Housing material	Plastic
Cover material	PC, opal
Mains power supply	220 – 240 V / 50 – 60 Hz
Output	5 - 25 W
Mounting height max.	4,00 m
HF-system	5,8 GHz
Slave modeselectable	Yes
Detection	also through glass, wood and stud walls
Angle of aperture	160 °
Capability of masking out individual segments	Yes
Electronic scalability	Yes
Mechanical scalability	No
Reach, radial	Ø 10 m (79 m <sup>2</sup> )
Reach, tangential	Ø 10 m (79 m <sup>2</sup> )

Photo-cell controller	Yes
Transmitter power	
Luminous flux total product	2813 lm
Measured luminous flux (360°)	2813 lm
Total product efficiency	118 lm/W
Colour temperature	3000 K
Colour variation LED	SDCM3
Colour Rendering Index	80-89
Lamp	LED cannot be replaced
Base	without
LED cooling system	Passive Thermo Control
Soft light start	Yes
Continuous light	selectable
Functions	Group parameterisation, Manual ON / ON-OFF, Neighbouring group function, Presence function, Backlight, Orientation light, Connection to central battery systems, Adjustable fade time when switching on and off, Free selection of the light value in a luminaire group, Encrypted communication, Motions sensor, Light sensor
Twilight setting	2 – 2000 lx
Time setting	5 s – 60 Min.
Basic light level function	Yes
Basic light level function, detail	LED Backlight
Basic light level function time	1-60 min
Main light adjustable	0 - 100 %
Twilight setting TEACH	Yes
Interconnection	Yes
Type of interconnection	Master/master, Master/slave
Interconnection via	Bluetooth
Lebensdauer LED nach IEC-62717 (L70)	100000
Lebensdauer LED nach IEC-62717 (L80)	74000
Lebensdauer LED nach IES TM-21 (L70)	60000
Lebensdauer LED nach IES TM-21 (L80)	60000
Absicherung B10 (ST)	46
Absicherung B16 (ST)	74
Absicherung C10 (ST)	77
Absicherung C16 (ST)	122

# RS PRO R30 plus Q SC

warm white

EAN 4007841 067786

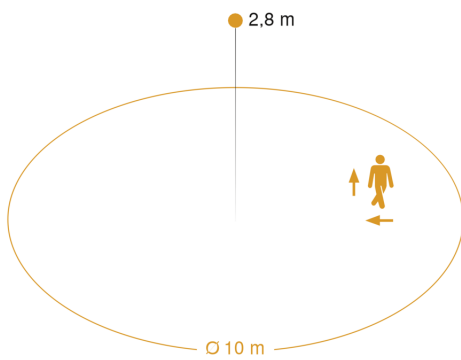
Article number 067786

## Accessories

EAN 4007841 064143

R-series emergency light module

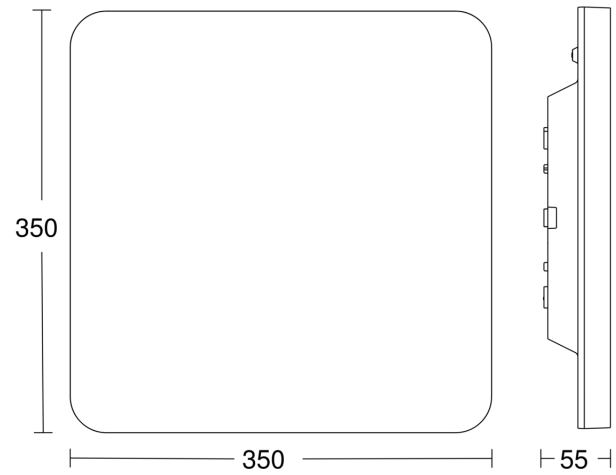
## Detection Zone



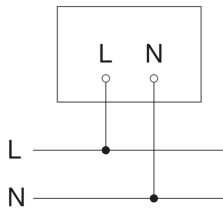
Mögliche Montagehöhe: 2,00 m – 4,00 m

Orange: radial und tangential

## Dimension Drawing



## Slave/wireless master interconnection circuit diagram



## Master/master interconnection circuit diagram

