

# GL 85 SC 600

with motion detector  
 EAN 4007841 078669  
 Article number 078669



LED

3000 K



1 - 5 m



Außenleuchte



2 - 2000 Lux



5 Sek - 60 Min



IP44



Lichtquelle nicht austauschbar



Betriebsgerät nicht austauschbar



0 - 100% Grundlicht

36 Jahre (Ø 4,5 Std / Tag)

3000K warmweiß

## Function description

Connected Lighting - Completes an object with intelligent light in the outdoor area. High-quality aluminium path luminaire GL 85 SC 600 in cubic design and 60 cm height. With 655 lm at 9 W (3000 K). With invisible 160° high-frequency sensor and 5 m detection radius. Time-saving wireless commissioning, setting and cross-range networking via Bluetooth Mesh and Connect App. With neighbour group function, soft light start, basic light (0-100%) and dimmable main light (0-100%).

## Technical specifications

Dimensions (L x W x H)	136 x 146 x 600 mm
With lamp	Yes, STEINEL LED system
Manufacturer's Warranty	5 years
Settings via	App, Smartphone, Connect Bluetooth Mesh
With remote control	No
Version	with motion detector
PU1, EAN	4007841078669
Application, place	Outdoors
Application, room	outdoors, garden
includes sheet of self-adhesive numbers	No
Installation site	Stand mounted
Impact resistance	IK03
IP-rating	IP44
Protection class	I
Ambient temperature	-20 - 40 °C

Luminous flux total product	655 lm
Measured luminous flux (360°)	655 lm
Total product efficiency	72,7 lm/W
Colour temperature	3000 K
Colour variation LED	SDCM3
Lamp	LED cannot be replaced
Service life LED L70B50 (25°)	> 60000 h
Drop in luminous flux in accordance with LM80	L70B50
Base	without
Soft light start	Yes
Continuous light	selectable
Functions	Motions sensor, Neighbouring group function
Twilight setting	2 - 2000 lx
Time setting	5 s - 60 Min.
Basic light level function	Yes

# GL 85 SC 600

with motion detector  
 EAN 4007841 078669  
 Article number 078669



## Technical specifications

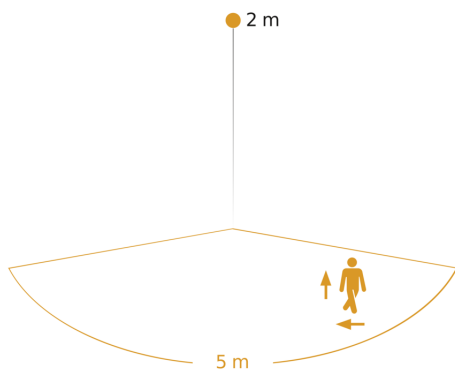
Housing material	Aluminium
Cover material	Plastic, opal
Mains power supply	220 – 240 V / 50 – 60 Hz
Output	9 W
Detection	also through glass, wood and stud walls
Sneak-by guard	Yes
Capability of masking out individual segments	No
Electronic scalability	Yes
Mechanical scalability	No
Reach, detail	Detection zone adjustable on 3 axes
Reach, radial	r = 5 m (35 m <sup>2</sup> )
Reach, tangential	r = 5 m (35 m <sup>2</sup> )
Photo-cell controller	Yes

Basic light level function time	10s-60 min, Brightness-controlled, OFF
Main light adjustable	0 - 100 %
Twilight setting TEACH	Yes
Interconnection	Yes
Type of interconnection	Master/slave
Basic light level function in per cent	0 – 100 %
Basic light level function percentage, from	0 %
Basic light level function percentage, up to	100 %
Interconnection via	Bluetooth Mesh Connect
Colour Rendering Index CRI	= 82
Optimum mounting height	2 m
Detection angle	160 °

# GL 85 SC 600

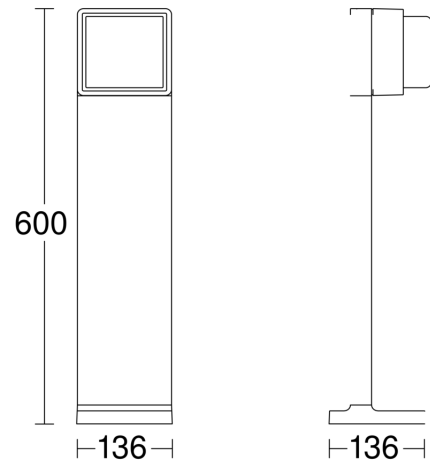
with motion detector  
EAN 4007841 078669  
Article number 078669

## Detection Zone

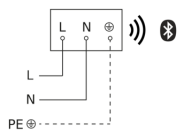


Possible mounting height: 1,80 m -  
Orange: radial and tangential

## Dimension Drawing



## Circuit diagram Bluetooth



## Circuit diagram Bluetooth

