

## Sensor-switched LED outdoor light

# L 605 S

with motion detector  
EAN 4007841 065287  
Article number 065287



LED

long life LED  
50.000 h

3000 K

3000K warm-white



infrared sensor  
180°



max. 10 m



IP44



10 - 2000 lux



5 sec - 15 min



Light source not  
exchangeable



Control gear not  
exchangeable



soft light start

### Function description

Powerful technology. Chic look. The LED sensor outdoor light L 605 S is equipped with a 180° infrared sensor with 10 m range and four intelligent sensor programmes. As soon as the sensor luminaire detects movement at dusk or in the dark, it automatically lights up brightly and reliably with warm white 3000 K and 800 lm - and goes out again automatically after a while. At the same time, it is extremely efficient with only. The elegant outdoor luminaire is mounted via the elegant aluminium base, which is mounted on the wall in no time at all. The glass body made of high-quality opal glass ensures an even and soft light distribution. Time and twilight thresholds are easily adjustable. Continuous light and night light functions are also part of the functional scope, as is an elegant soft light start. Tip: The L 605 S is an ideal visual match for the L 620 CAM SC.

### Technical specifications

Dimensions (L x W x H)	131 x 78 x 260 mm	Mechanical scalability	No
With lamp	Yes, STEINEL LED system	Reach, radial	r = 2 m (6 m <sup>2</sup> )
Manufacturer's Warranty	3 years	Reach, tangential	r = 10 m (157 m <sup>2</sup> )
Settings via	Potentiometers	Photo-cell controller	Yes
With remote control	No	Cover material	sticker
Version	with motion detector	Luminous flux total product	729 lm
PU1, EAN	4007841065287	Measured luminous flux (360°)	729 lm
Application, place	Outdoors	Total product efficiency	64,5 lm/W
Application, room	outdoors, front door, all round the building, terrace / balcony	Colour temperature	3000 K
Colour	Anthracite	Lamp	LED cannot be replaced
includes sheet of self-adhesive numbers	No	LED life expectancy (max. °C)	36000 h
Installation site	wall	Service life LED L70B50 (25°)	> 36000 h
Impact resistance	IK03	Base	without
IP-rating	IP44	LED cooling system	Passive Thermo Control
		Soft light start	Yes

# L 605 S

with motion detector  
 EAN 4007841 065287  
 Article number 065287



## Technical specifications

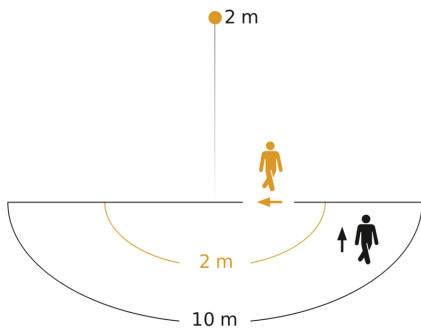
Protection class	I
Ambient temperature	-10 – 40 °C
Housing material	Aluminium
Cover material	Glass opal
Mains power supply	220 – 240 V / 50 – 60 Hz
Output	11,3 W
Life expectancy of power supply unit (max. °C)	36000 h
Average rated life expectancy of power supply unit at 25°C	> 36000 h
Mounting height max.	2,00 m
Slave modeselectable	No
Sneak-by guard	No
Capability of masking out individual segments	No
Electronic scalability	Yes

Continuous light	selectable
Twilight setting	10 – 2000 lx
Time setting	5 s – 15 Min.
Basic light level function	Yes
Twilight setting TEACH	No
Interconnection	No
Basic light level function in per cent	10 %
Basic light level function percentage, up to	10 %
Colour Rendering Index CRI	= 82
Optimum mounting height	2 m
Detection angle	180 °

# L 605 S

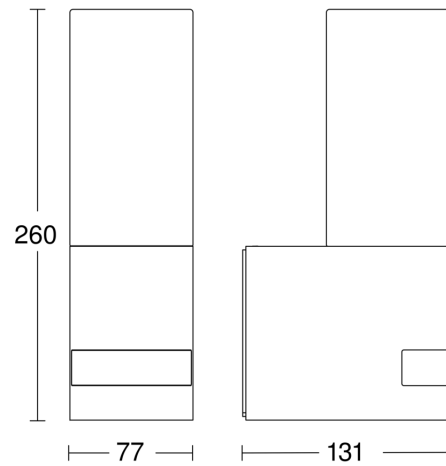
with motion detector  
EAN 4007841 065287  
Article number 065287

## Detection Zone

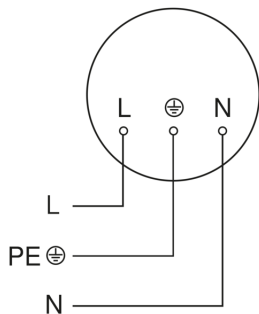


Possible mounting height: 1,80 m - 2,00 m  
Orange: radial  
Black: tangential

## Dimension Drawing



## Circuit diagram



## Circuit diagram

