

RS PRO S30 Q SC

Neutral white
 EAN 4007841 067519
 Article number 067519



Function description

Intelligence is not a question of size. It's a question of inner values. The smartest luminaire in the world, now even better! High-frequency sensor luminaire RS PRO S-series, ideal for office corridors, hallways, toilet facilities, stairwells, including radio networking with other RS PRO S-series, 26 W LED, 2987 lm, PMMA cover, 4000 K, 360° detection, range Ø 1 - 8 m continuously adjustable, basic light function, and neighbourhood group function. The S-series can also be operated with direct current, which enables connection to central battery systems.

Technical specifications

Dimensions (L x W x H)	331 x 331 x 56 mm	Total product efficiency	115 lm/W
With lamp	Yes, STEINEL LED system	Colour temperature	4000 K
With motion detector	Yes	Colour variation LED	SDCM3
Manufacturer's Warranty	5 years	Lamp	LED cannot be replaced
Settings via	Bluetooth	Base	without
With remote control	No	LED cooling system	Passive Thermo Control
Version	Neutral white	Soft light start	Yes
PU1, EAN	4007841067519	Continuous light	selectable
Application, place	Indoors	Functions	Group parameterisation, Manual ON / ON-OFF, Neighbouring group function, Presence function, Motions sensor, Connection to central battery systems, DIM function, Adjustable fade time when switching on and off, Light sensor, Normal / test mode, Orientation light, Presence detector logic, Encrypted communication, Master/slave override, Data monitoring
Application, room	corridor / aisle, changing room, function room / ancillary room, kitchenette, stairwell, WC / washroom, outdoors, Indoors		
Colour	Silver	Twilight setting	2 - 2000 lx
includes sheet of self-adhesive numbers	No		
Package content	1		
Installation site	wall, ceiling		

RS PRO S30 Q SC

Neutral white
 EAN 4007841 067519
 Article number 067519



Technical specifications

Installation	Wall, Ceiling, Surface wiring
Impact resistance	IK03
IP-rating	IP20
Protection class	II
Ambient temperature	from -20 up to 40 °C
Housing material	Aluminium
Cover material	Plastic, opal
Mains power supply	220 – 240 V / 50 – 60 Hz
Power consumption	0,39 W
Mounting height max.	4,00 m
Slave modeselectable	Yes
Detection	also through glass, wood and stud walls
Capability of masking out individual segments	Yes
Electronic scalability	Yes
Mechanical scalability	No
Reach, radial	Ø 10 m (79 m ²)
Reach, tangential	Ø 10 m (79 m ²)
Photo-cell controller	Yes
Transmitter power	< 1 mW
Luminous flux total product	2987 lm

Time setting	5 s – 60 Min.
Basic light level function	Yes
Basic light level function, detail	LED effect light
Basic light level function time	1-60 min
Main light adjustable	Yes
Twilight setting TEACH	Yes
Interconnection	Yes
Type of interconnection	Master/master
Interconnection via	Bluetooth Mesh
Lifetime LED according to IEC-62717 (L70)	100.000 h
Lifetime LED according to IEC-62717 (L80)	74.000 h
LED service life according to IES TM-21 (L70)	>60.000 h
Lifetime LED according to IES TM-21 (L80)	>60.000 h
Fuse protection B10	36
Fuse protection B16	58
Fuse protection C10	61
Fuse protection C16	97
Basic light level function in per cent	7 – 100 %
Output	26 W
Colour Rendering Index CRI	= 82
Starting current, maximum	16,5 A
Angle of aperture	160 °
Detection angle	360 °
Product category	Sensor-switched LED indoor light

Accessories

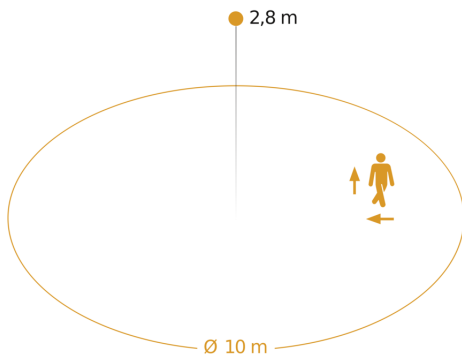
EAN 4007841 084653	Wireless push button PB2-Bluetooth
EAN 4007841 084660	Wireless push button PB4-Bluetooth

RS PRO S30 Q SC

Neutral white
EAN 4007841 067519
Article number 067519




Detection Zone

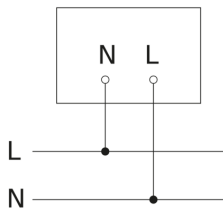


Possible mounting height: 2,00 m - 4,00 m
Orange: radial and tangential

Dimension Drawing



Slave/wireless master interconnection circuit diagram



Master/master interconnection circuit diagram

