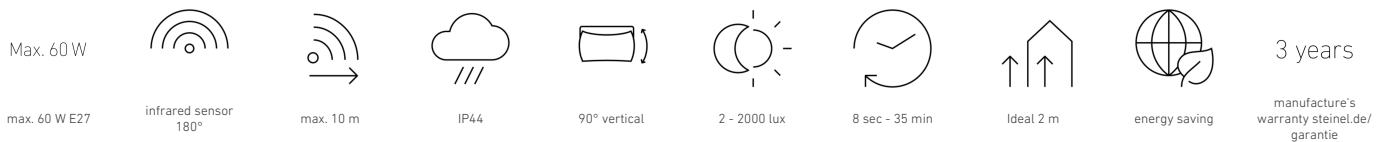


Sensor-switched outdoor light

# L 15 S

black  
EAN 4007841 617813  
Article number 617813



## Function description

The good old days. Classic outdoor SensorLight L 15 S, ideal for building fronts and entrances, 180° angle of coverage, reach up to 10 m, selectable time and twilight threshold, sensor tilts through 90° for exact adjustment of the detection zone.

## Technical specifications

Dimensions (L x W x H)	243 x 188 x 410 mm
With lamp	No
Manufacturer's Warranty	3 years
Settings via	Potentiometers
With remote control	No
Version	black
PU1, EAN	4007841617813
Application, place	Outdoors
Application, room	outdoors, front door, all round the building, terrace / balcony, courtyard & driveway
Colour	black
Installation site	wall
Impact resistance	IK03
IP-rating	IP44
Protection class	II
Ambient temperature	from -20 up to 40 °C
Housing material	Plastic

Slave modeselectable	No
Sneak-by guard	Yes
Capability of masking out individual segments	Yes
Electronic scalability	No
Mechanical scalability	No
Reach, radial	r = 3 m (14 m <sup>2</sup> )
Reach, tangential	r = 10 m (157 m <sup>2</sup> )
Photo-cell controller	Yes
Cover material	sticker
Lamp	All-purpose lamp
Base	E27
Soft light start	No
Twilight setting	2 – 2000 lx
Time setting	8 s – 35 Min.
Basic light level function	No
Twilight setting TEACH	No
Interconnection	No

<https://www.steinel.de>

Subject to technical modifications

01.2025 Page 1 from 2

## Sensor-switched outdoor light

# L 15 S

black

EAN 4007841 617813

Article number 617813

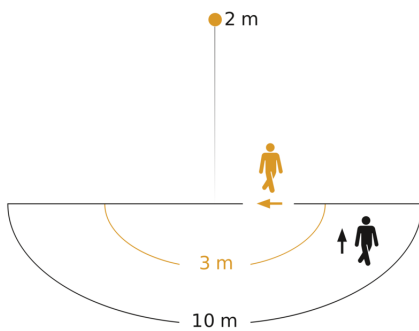


### Technical specifications

Cover material	Plastic, transparent
Mains power supply	230 – 240 V / 50 Hz
Output	60 W
Power consumption	0,55 W
Mounting height max.	3,00 m

Optimum mounting height	2 m
Detection angle	180 °
Product category	Sensor-switched outdoor light

### Detection Zone

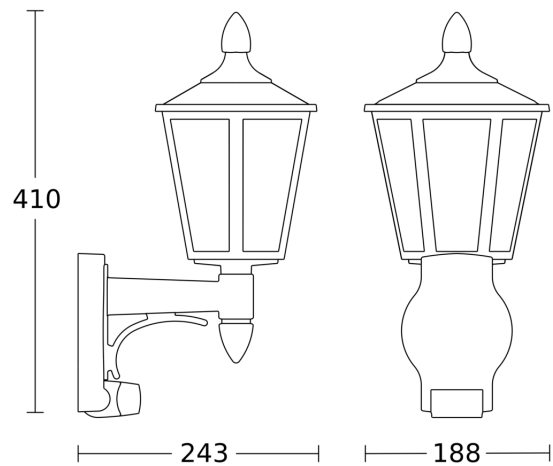


Possible mounting height: 1,80 m – 3,00 m

Orange: radial

Black: tangential

### Dimension Drawing



### Circuit diagram

