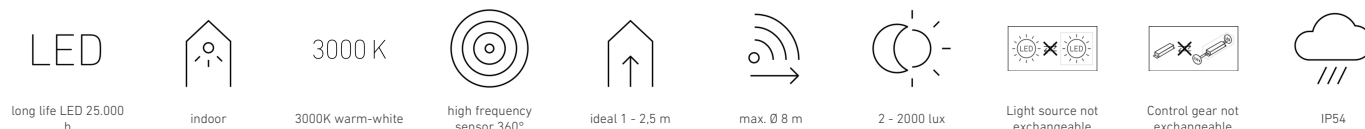


Sensor-switched LED indoor light

# RS 200 SC

with motion detector & Bluetooth  
EAN 4007841 078782  
Article number 078782



## Function description

The RS 200 is the first Connect LED indoor luminaire in our indoor range. for ceilings and walls. This means that it can be conveniently set up, networked and operated via Bluetooth, networked and operated via Bluetooth. Without cables. Without stress. The luminaire comes in a high-quality, anthracite-coloured aluminium housing and, in addition to the 360° high-frequency sensor and an intelligent soft light start. This automatically creates an all-round beautiful room atmosphere, which is rounded off by an ambient light on the wall.

## Technical specifications

Dimensions (Ø x H)	263 x 53 mm
With lamp	Yes, STEINEL LED system
With motion detector	Yes
Manufacturer's Warranty	3 years
Settings via	Smartphone, Tablet, App, Bluetooth Mesh
With remote control	No
Version	with motion detector & Bluetooth
PU1, EAN	4007841078782
Application, place	Indoors
Application, room	stairwell, Indoors, function room / ancillary room, corridor / aisle, recreation room
Colour	Anthracite
Package content	1
Installation site	wall, ceiling
Installation	Ceiling, Wall

Total product efficiency	68 lm/W
Colour temperature	3000 K
Colour variation LED	SDCM3
Lamp	LED cannot be replaced
LED cooling system	Passive Thermo Control
Soft light start	Yes
Continuous light	selectable, 4h
Functions	Motions sensor, DIM function, Light sensor, Orientation light
Twilight setting	2 – 2000 lx
Time setting	5 s – 30 Min.
Basic light level function	Yes
Basic light level function, detail	LED effect light
Basic light level function time	1-60 min
Main light adjustable	50 - 100 %
Interconnection	Yes
Type of interconnection	Master/master

<https://www.steinell.de>

Subject to technical modifications

04.2026 Page 1 from 3

Sensor-switched LED indoor light

# RS 200 SC

with motion detector & Bluetooth  
EAN 4007841 078782  
Article number 078782



## Technical specifications

Impact resistance	IK10
IP-rating	IP54
Protection class	I
Ambient temperature	from -20 up to 40 °C
Housing material	Aluminium
Cover material	Plastic, opal
Mains power supply	220 – 240 V / 50 – 60 Hz
Mounting height max.	4,00 m
HF-system	5,8 GHz
Slave modeselectable	Yes
Detection	also through glass, wood and stud walls
Electronic scalability	Yes
Reach, radial	Ø 8 m (50 m <sup>2</sup> )
Reach, tangential	Ø 8 m (50 m <sup>2</sup> )
Photo-cell controller	Yes
Transmitter power	< 1 mW
Luminous flux total product	1165 lm

Interconnection via	Bluetooth Mesh
Lifetime LED according to IEC-62717 (L70)	54000
LED service life according to IES TM-21 (L70)	54000
Fuse protection B10	134
Fuse protection B16	215
Fuse protection C10	134
Fuse protection C16	215
Basic light level function in per cent	10 – 100 %
Output	17,1 W
Colour Rendering Index CRI	= 80
Photobiological safety in accordance with EN 62471	RG1
Angle of aperture	160 °
Detection angle	360 °
Product category	Sensor-switched LED indoor light

## Accessories

EAN 4007841 088620

Wireless pushbutton TapDuo C

Sensor-switched LED indoor light

# RS 200 SC

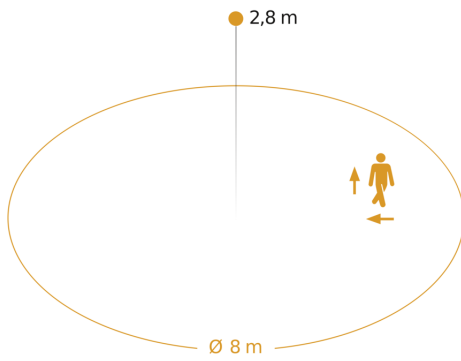
with motion detector & Bluetooth

EAN 4007841 078782

Article number 078782



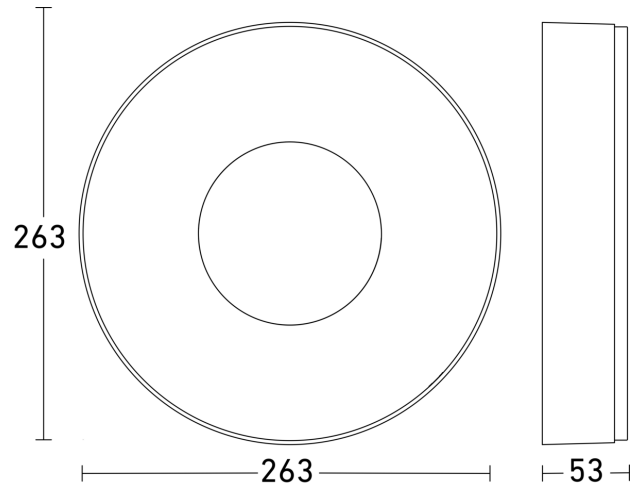
## Detection Zone



Possible mounting height: 2,00 m - 4,00 m

Orange: radial and tangential

## Dimension Drawing



## Slave/wireless master interconnection circuit diagram

