

Sensor-switched LED outdoor light

L 940 SC

with motion detector & Bluetooth
EAN 4007841 087739
Article number 087739



Function description

Stylish elegance. Intelligent light. The L 940 SC LED sensor outdoor light combines an elegant shape with intelligent lighting technology. Its clear housing made of high-quality aluminium in anthracite blends harmoniously into any architecture. Two 620 lumen light sources stylishly illuminate facades, entrances or patios. The 180° infrared sensor with a range of 8 m switches the warm white light (3000 K) only when required. The L 940 SC can be wirelessly networked and conveniently controlled via the STEINEL Connect app - for a harmonious lighting atmosphere around the house.

Technical specifications

Dimensions (L x W x H)	115 x 70 x 160 mm	Mechanical scalability	No
With lamp	Yes, LED lamp	Reach, radial	r = 3 m (14 m ²)
Manufacturer's Warranty	3 years	Reach, tangential	r = 8.5 m (113 m ²)
Settings via	Bluetooth Mesh	Photo-cell controller	Yes
With remote control	No	Luminous flux total product	1240 lm
Version	with motion detector & Bluetooth	Colour temperature	3000 K
PU1, EAN	4007841087739	Lamp	LED can be replaced
Application, place	Outdoors	Service life LED L70B50 (25°)	> 20000 h
Application, room	outdoors, front door, all round the building, terrace / balcony	Base	GU10
Colour	Anthracite	Soft light start	No
includes sheet of self-adhesive numbers	No	Functions	Motions sensor, Light sensor, Neighbouring group function, Push button configuration, Pushbutton / switch mode
Package content	1	Twilight setting	2 - 1000 lx
Installation site	wall	Time setting	5 s - 60 Min.
IP-rating	IP44	Basic light level function	No
Protection class	I		

<https://www.steinel.de>

Subject to technical modifications

03.2026 Page 1 from 3

Sensor-switched LED outdoor light

L 940 SC

with motion detector & Bluetooth
EAN 4007841 087739
Article number 087739



Technical specifications

Ambient temperature	from -20 up to 40 °C
Housing material	Aluminium
Cover material	PC structured
Mains power supply	220 – 240 V / 50 – 60 Hz
Output	14,5 W
Mounting height max.	4,00 m
Slave modeselectable	Yes
Sneak-by guard	No
Capability of masking out individual segments	No
Electronic scalability	No

Main light adjustable	No
Twilight setting TEACH	Yes
Interconnection	Yes
Type of interconnection	Sensor/slave
Interconnection via	Bluetooth Mesh
Colour Rendering Index CRI	= 81
R9-Farb-wiedergabeindex	-0,4
Optimum mounting height	1,8 m
Detection angle	180 °
Product category	Sensor-switched LED outdoor light

Accessories

EAN 4007841 088620

Wireless pushbutton TapDuo C

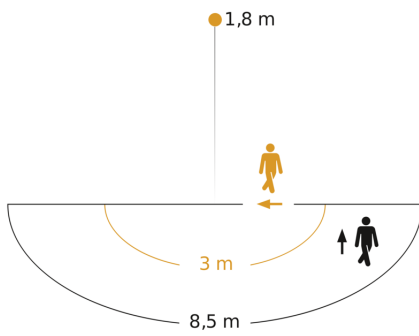
Sensor-switched LED outdoor light

L 940 SC

with motion detector & Bluetooth
EAN 4007841 087739
Article number 087739

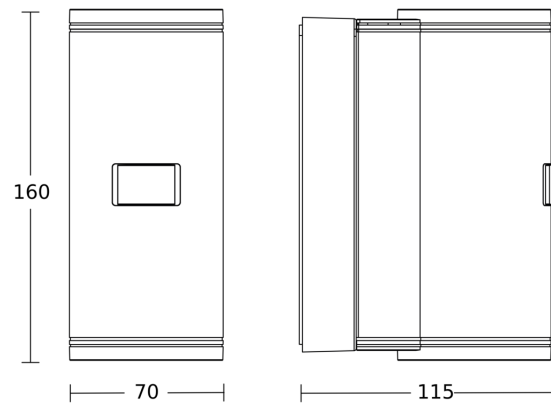


Detection Zone

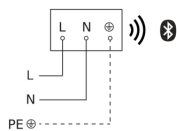


Possible mounting height: 2,00 m - 4,00 m
Orange: radial
Black: tangential

Dimension Drawing



Circuit diagram Bluetooth



Circuit diagram Bluetooth

