

RS PRO 5150 SC 5C V2

5 Core (5-core through-wiring)
EAN 4007841 082000
Article number 082000



Function description

Perfect for renovation. Our engineers agreed: The new moisture-proof luminaire should be simple and good. Easy to install and maintain, good in energy efficiency, function and quality. The result: RS PRO 5150 SC. The indoor luminaire with a length of 1500 mm and a luminous intensity of 5940 lm, inspires you with more size and power. The moisture-proof luminaire the world has been waiting for. Robust, highly functional, child's play to install, wireless to network and ultimately convenient to adjust via smartphone.

Technical specifications

Dimensions (L x W x H)	1500 x 87 x 58 mm
With motion detector	Yes
Manufacturer's Warranty	5 years
Version	5 Core (5-core through-wiring)
PU1, EAN	4007841082000
Colour	grey
Installation site	wall, ceiling
Installation	Surface wiring, Ceiling, Wall
Impact resistance	IK07
IP-rating	IP65
Protection class	II
Ambient temperature	from -20 up to 40 °C
Housing material	Plastic
Cover material	Plastic, structured
Mains power supply	220 – 240 V / 50 – 60 Hz
Power consumption	0,45 W

Twilight setting	2 – 2000 lx
Time setting	5 s – 60 Min.
Basic light level function	Yes
Basic light level function time	1-60 min
Main light adjustable	0 - 100 %
Interconnection	Yes
Interconnection via	Bluetooth Mesh
Lifetime LED according to IEC-62717 (L70)	100.000 h
Lifetime LED according to IEC-62717 (L80)	68.000 h
LED service life according to IES TM-21 (L70)	> 60.000 h
Lifetime LED according to IES TM-21 (L80)	> 60.000 h
Fuse protection B10	41
Fuse protection B16	65
Fuse protection C10	67

RS PRO 5150 SC 5C V2

5 Core (5-core through-wiring)
EAN 4007841 082000
Article number 082000



Technical specifications

Mounting height max.	3,50 m	Fuse protection C16	108
Electronic scalability	Yes	Basic light level function in per cent	10 – 100 %
Luminous flux total product	5940 lm	Output	42 W
Total product efficiency	141,4 lm/W	Photobiological safety in accordance with EN 62471	RG1
Colour temperature	4000 K	Starting current, maximum	14,8 A
Lamp	LED cannot be replaced	Angle of aperture	160 °
Functions	Encrypted communication, Neighbouring group function, Free selection of the light value in a luminaire group, Adjustable fade time when switching on and off, Connection to central battery systems, Motions sensor, Light sensor, Orientation light	Detection angle	360 °
		Product category	Sensor-switched LED indoor light

Accessories

EAN 4007841 084653	Wireless push button PB2-Bluetooth
EAN 4007841 084660	Wireless push button PB4-Bluetooth

Sensor-switched LED indoor light - Professional Line

RS PRO 5150 SC 5C V2

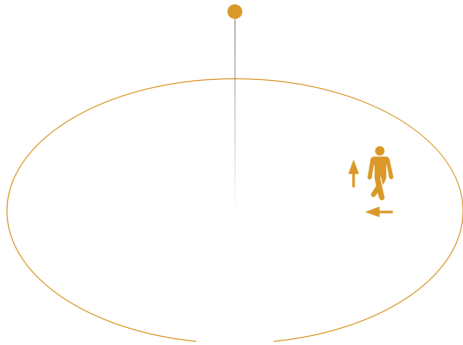
5 Core (5-core through-wiring)

EAN 4007841 082000

Article number 082000



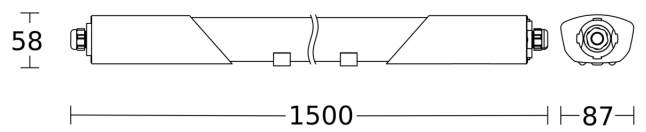
Detection Zone



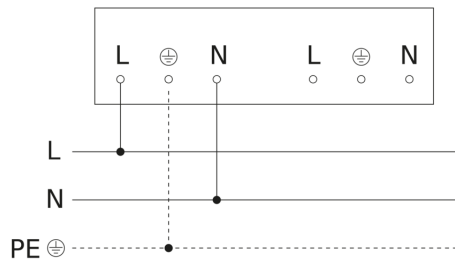
Possible mounting height: - 3,50 m

Orange: radial and tangential

Dimension Drawing



Master circuit diagram



RS PRO 5150 SC 5C V2

5 Core (5-core through-wiring)

EAN 4007841 082000

Article number 082000

Master/slave and master/master interconnection circuit diagram

