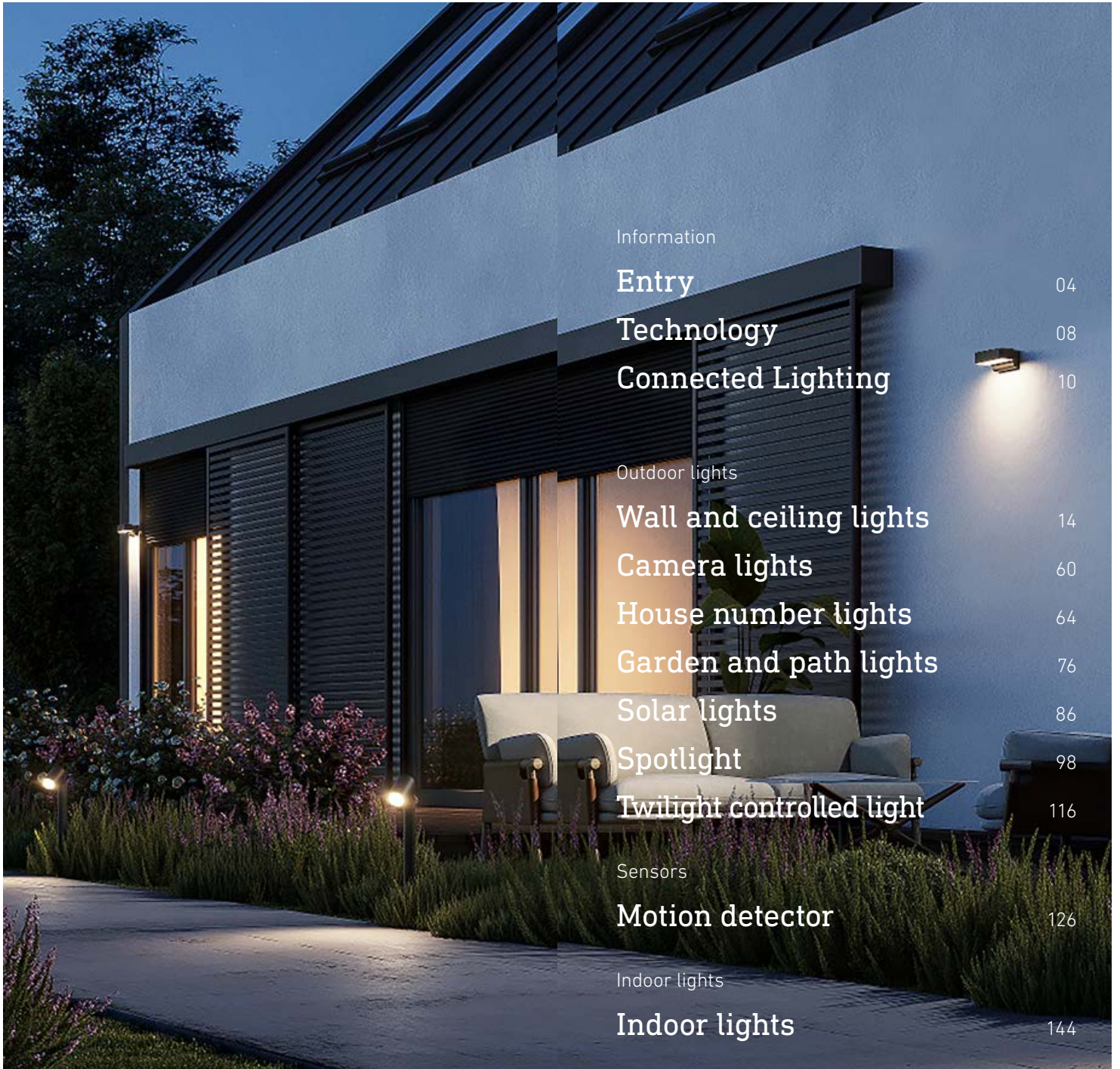


Light meets life

Lighting solutions
around the house.



 steinel



Information

Entry 04

Technology 08

Connected Lighting 10

Outdoor lights

Wall and ceiling lights 14

Camera lights 60

House number lights 64

Garden and path lights 76

Solar lights 86

Spotlight 98


Twilight controlled light 116

Sensors

Motion detector 126

Indoor lights

Indoor lights 144



Light meets life

More than just light

For us, light meets life means creating interactive lighting solutions that do more than just make light. The resource-conserving energy consumption of our products is in harmony with your needs for more safety and comfort in everyday life.

We have been working on intelligent lighting solutions for over 30 years. With us, forward-looking technology meets individual functionality for the perfect for your home, yard and garden. Our product portfolio includes everything from simple lights to sensor-controlled variants and Bluetooth lights that can be set, controlled and networked via app.



Light meets life

Sustainable products made in Europe.

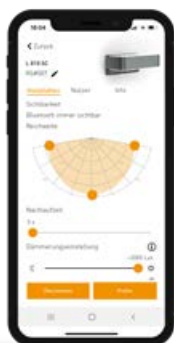
With our light and sensor solutions you can save up to 92% energy and thus reduce the burden on the environment while cutting your costs at the same time. All STEINEL-products meet the highest quality standards - we give you our word and up to 3 years' manufacturer's warranty. We ensure this at our development centers and in-house production facilities in Europe. By the end of 2022 we will also have converted all products to plastic-free packaging.

More information at
www.steinell.de/en/steinel-group/company/sustainability-at-steinel/



Future-proof, cordless and compatible.

Over 100 STEINEL Connect lights and floodlights already speak Bluetooth – and this number is rising. Many of them are also attractively priced, interconnectable versions without a sensor. All STEINEL Bluetooth products are interconnectable – whether a light or floodlight. Simply look for the Connect symbol.



Can be remotely controlled in response to a tap of the finger.

No more unscrewing, no more turning fiddly control dials! Whether reach or brightness – all settings can be made conveniently via app on your smartphone or tablet.

Wirelessly interconnect all lights all around the building.

Wave goodbye to messy wiring! Connect lights from STEINEL are easily interconnected via Bluetooth without the need for Cables.

Intelligent lighting groups.

One for all!

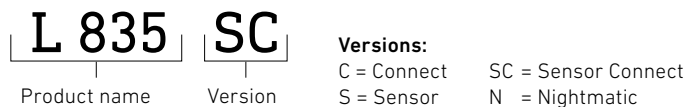
Whenever any light in the group detects a movement, all of the others come on in absolute synchrony. New settings are always synchronised the moment they are made. This saves valuable time.

The free STEINEL app is available for:









Identifying product names.








Quickly finding the right product option for you:



Symbols and their meaning.

The key features of our products are indicated in the form of symbols.

 Cam	 Wi-Fi
Light with integrated camera	Light that can be controlled via Wi-Fi
 Sensor	 Connect
Light with integrated Motion detector	Light that can be controlled using the STEINEL app
 Solar	 On
Light with solar panel and integrated rechargeable battery	Light with integrated twilight setting

	
Detection zone: Indicates the angle at which the sensor detects movements.	Reach: Maximum distance at which it is possible to detect movements traversing the sensor.
	
Mounting height: Ideal mounting height for optimum sensor performance.	Impact resistance: IK test class as European standard for impact resistance.
	
Weatherproof: Suitable for outdoor use and protected from water splashing against it.	Soft light start: This function gently increases light output 100% or gently dims it down to any chosen level.
	
Basic light: Constant night-time illumination at dimmed light output.	Manual override: The amount of time the light stays on after detecting a movement.
3000 K	150 lm
Colour temperature: Shows whether light is warm white (3000 K) or neutral white (4000 K).	Luminous flux: The total amount of light given off by a lamp radiating in all directions.
	
Twilight setting: Sensor mode on reaching a specific twilight level.	Photo-cell controller: Automatically switches light ON at night and OFF again in the morning.



Light meets life

Lighting solutions for the most beautiful place in the world – your home.

Leave the hustle and bustle of everyday life behind in one fell swoop and feel a sense of security right away. Surrounded by inviting light - that's what home feels like. Whether packed with a work bag or shopping bags, our innovative outdoor luminaires give you a comfortable welcome thanks to integrated sensors. This also applies to your visitors, of course. In addition, our products impress with their timeless design and many smart functions with which you can program beautiful light scenes to suit your taste.

L 800 SC





Not just a downlight.
A design highlight.

L 810 SC





Our Up- & Downlight with
built-in wow effect.



Highlights

 Invisible iHF sensor	 Downlight	 Setting and networking via app	 Details on the web and on p. 48
--	--	---	--

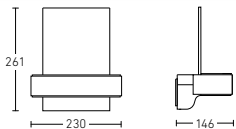
Highlights

 Invisible iHF sensor	 Up-/downlight	 Setting and networking via app	 Details on the web and on p. 48
---	--	---	--







L 820 SC

The ideal stage for your house number.



Highlights

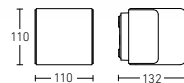
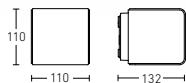
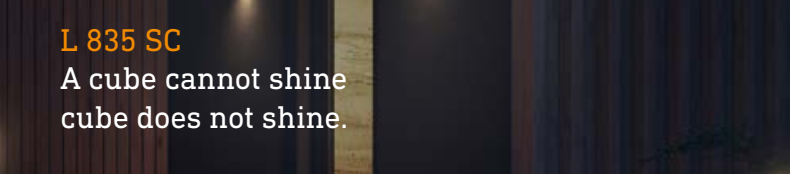
 <p>Invisible iHF sensor</p>	 <p>Up-/downlight</p>	 <p>Setting and networking via app</p>	 <p>Details on the web and on p. 48</p>
--	--	---	--







L 830 SC
Cube on -
enthusiasm off!







L 835 SC
A cube cannot shine
cube does not shine.



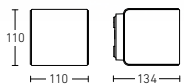
Highlights

 Invisible iHF sensor	 10-50 % Basic light	 Setting and networking via app	 Details on the web and on p. 48
--	--	---	--





Highlights

 Invisible iHF sensor	 10-50 % Basic light	 Setting and networking via app	 Details on the web and on p. 48
---	--	---	--

L 840
Uplight. Downlight.
Starlight.



Highlights

 Invisible iHF sensor	 10-50% Basic light	 Setting and networking via app	 Details on the web and on p. 48
--	---	---	--





L 910 S
Cylindrical lamp.
Magical light.







L 930 S
Excellent light accents
up and down.



Highlights

 <p>Intelligent soft light start</p>	 <p>Permanent light</p>	 <p>Up-/downlight</p>	 <p>Details on the web and on p. 48</p>
--	--	--	--

Highlights

 <p>Intelligent soft light start</p>	 <p>Permanent light</p>	 <p>Up-/downlight</p>	 <p>Details on the web and on p. 50</p>
---	--	--	--



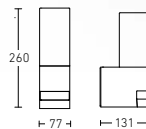
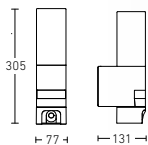
L 620 CAM SC

Your lighthouse for more safety.







L 605 S





Light aesthetics in most beautiful form.



Highlights

 <p>Communication via smartphone</p>	 <p>Intercom system</p>	 <p>Full HD camera</p>	 <p>Details on the web and on p. 50</p>
--	--	---	--

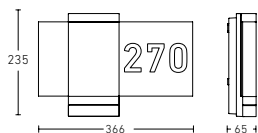
Highlights

 <p>Sensor with 4 programs</p>	 <p>Basic light</p>	 <p>Intelligent soft light start</p>	 <p>Details on the web and on p. 50</p>
---	--	---	--

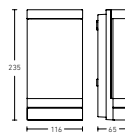
L 270 digi SC
Your house number
in the best light.

L 271 digi SC
Smart new addition for
Your home entrance.





NEW AS OF
2023







NEW IN
THE
ASSORT-
MENT

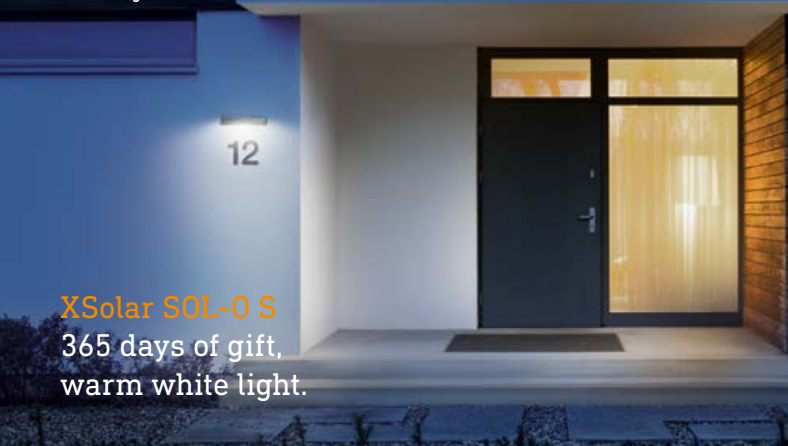


Highlights

 Special acquisition quality	 3 zones digitally adjustable	 Setting and networking via app	 Details on the web and on p. 50
---	---	---	--

Highlights





 Special acquisition quality	 3 zones digitally adjustable	 Setting and networking via app	 Details on the web and on p. 50
--	---	---	--



XSolar SOL-0 S
365 days of gift,
warm white light.



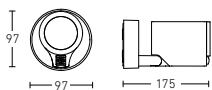
Highlights

 <p>360° infrared mini sensor</p>	 <p>Basic light</p>	 <p>Solar operation</p>	 <p>Details on the web and on p. 50</p>
---	--	--	--







Spot ONE SC
Modern LED wall spot with movement talent.





Spot DUO SC
Attractive twin spots with their own head.



Highlights

 <p>Spotlight swivel</p>	 <p>Setting and networking via app</p>	 <p>Permanent light</p>	 <p>Details on the web and on p.50</p>
--	---	--	---

Highlights

 <p>Spotlight swivel</p>	 <p>Setting and networking via app</p>	 <p>Permanent light</p>	 <p>Details on the web and on p. 50</p>
---	---	--	--

The DL Vario Quattro S is another STEINEL invention that reliably provides light precisely where you need it.

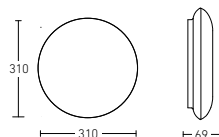
Thanks to the installation of four precision infrared sensors that can be mechanically adjusted in any direction. Visually, the DL Vario Quattro S is able to detect exactly where it is needed. At the same time, the range can be precisely adjusted from 2-8 m and thus adjacent streets or neighboring paths can be excluded from the detection range. Faulty switching within a large detection range is avoided and energy is saved.







Incidentally: The sensor lenses integrated in the diffuser are **a world first made by STEINEL**.



DL Vario Quattro S
The discreet sensor light
with 360° detection.



Highlights

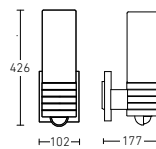
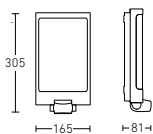
 360°	 2-8 m	 Special impact resistance	 Details on the web and on p. 50
---	--	---	---

L 240 S

Soft ambient light
in portrait format.

L 260 S

Classic outdoor lamp.
Class charisma.



Highlights

<p>180°</p>	<p>Ambient light</p>	<p>Special impact resistance</p>	<p>Details on the web and on p. 50</p>
-------------	----------------------	----------------------------------	--

Highlights

<p>240°</p>	<p>Permanent light</p>	<p>Intelligent soft light start</p>	<p>Details on the web and on p. 50</p>
-------------	------------------------	-------------------------------------	--

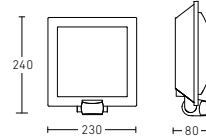
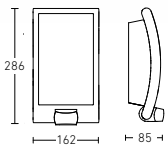
L 22 N

Design lamp with inviting ambient light.






L 20 S




Clear design and delicate ambient light in the square.



Highlights

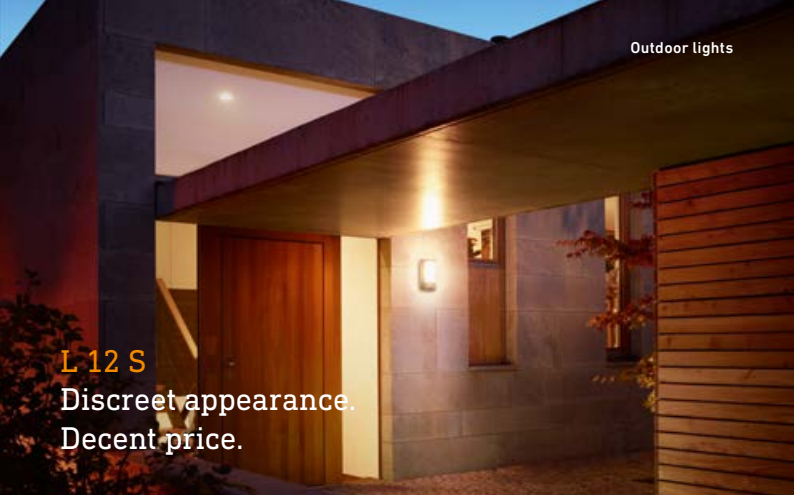
 <p>Night-automatic</p>	<p>E27</p> <p>Version</p>	 <p>Special impact resistance</p>	 <p>Details on the web and on p. 52</p>
---	---------------------------	--	--

Highlights

 <p>Pivoting sensor</p>	<p>E27</p> <p>Version</p>	 <p>Special impact resistance</p>	 <p>Details on the web and on p. 52</p>
--	---------------------------	--	--

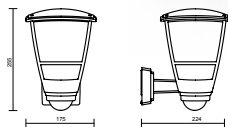


L 10 S
Nostalgia meets modern times.






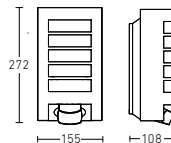
L 12 S
Discreet appearance.
Decent price.

NEW AS OF
2023






Highlights

 Incl. clips for delimiting of the detection range	E27 Version	 Reflector foil for pleasant illumination	 Details on the web and on p. 52
---	----------------	---	--



Highlights

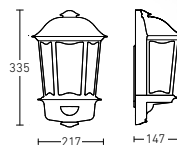
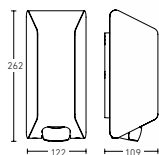
 180°	E27 Version	 Sensor 90° tiltable	 Details on the web and on p. 52
---	----------------	--	--

L 30 S
 UV-resistant ambient
 lighting around the house.




L 190 S
 Timelessly beautiful look.
 Timelessly beautiful light.







NEW IN
 THE
 ASSORT-
 MENT



Highlights

 180°	E27 Version	 Special impact resistance	 Details on the web and on p. 52
--	----------------	--	--

Highlights

 Intelligent soft light start	 Permanent light	 Basic light	 Details on the web and on p. 52
---	--	--	--

L 15 S




A shining example of classic beauty.

L 115 S





Bright head in puristic design.



Highlights

 180°	E27 Version	 Sensor 90° tiltable	 Details on the web and on p. 52
--	--------------------	--	--

Highlights

 Intelligent soft light start	 0 - 50%	 Permanent light	 Details on the web and on p. 52
---	---	--	--



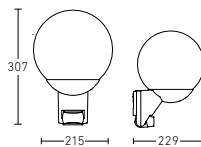
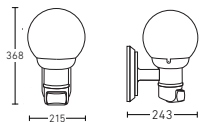
L 560 S

For a sunny reception at the entrance to the house.






L 585 S




The thoroughly round lighting solution.



Highlights

 140°	E27 Version	 Sensor 90° tiltable	 Details on the web and on p. 52
--	--------------------	---	---

Highlights









 180°	E27 Version	 Sensor 90° tiltable	 Details on the web and on p. 54
---	--------------------	---	---

Stylish in every application.









From the house entrance to the facade to the terrace into the garden. We created the STEINEL lighting families to give you added value when it comes to staging your home. With these products with harmoniously coordinated designs, you can give your outdoor area an expressive character across all applications.











At a glance

Product	Page	Light data			Sensor data			Features			
		 Socket light system	lm Luminous flux	K Light color	 Time setting	 Angle of coverage	 Range	 Connect	 Night light	 Permanent light	 Soft light/dimmable
L 800 14 S, with sensor, without Bluetooth 4007841 035747 anthracite 4007841 671419 silver SC, with sensor, with Bluetooth 4007841 065690 anthracite C, without sensor, with Bluetooth 4007841 079291 anthracite		Incl. 7,5 W LED	466 lm	3000 K	5 s – 15 min.	160°	5 m		10 %		✓
		Incl. 7,5 W LED	466 lm	3000 K	5 s – 15 min.	160°	5 m				✓
		Incl. 7,5 W LED	466 lm	3000 K	5 s – 60 min.	160°	5 m	Bluetooth	10 – 50 %	✓	✓
		Incl. 7,5 W LED	466 lm	3000 K				Bluetooth			✓
L 810 15 S, with sensor, without Bluetooth 4007841 009847 anthracite 4007841 671310 silver SC, with sensor, with Bluetooth 4007841 065706 anthracite C, without sensor, with Bluetooth 4007841 079307 anthracite		Incl. 9,8 W LED	679 lm	3000 K	5 s – 15 min.	160°	5 m		10 %		✓
		Incl. 9,8 W LED	679 lm	3000 K	5 s – 15 min.	160°	5 m				✓
		Incl. 9,8 W LED	679 lm	3000 K	5 s – 60 min.	160°	5 m	Bluetooth	10 – 50 %	✓	✓
		Incl. 9,8 W LED	679 lm	3000 K				Bluetooth			✓
L 820 16 S, with sensor, without Bluetooth 4007841 035754 anthracite 4007841 671327 silver SC, with sensor, with Bluetooth 4007841 065713 anthracite		Incl. 9,8 W LED	679 lm	3000 K	5 s – 15 min.	160°	5 m		10 %		✓
		Incl. 9,8 W LED	679 lm	3000 K	5 s – 15 min.	160°	5 m				✓
		Incl. 9,8 W LED	679 lm	3000 K	5 s – 60 min.	160°	5 m	Bluetooth	10 – 50 %	✓	✓
L 830 18 SC, with sensor, with Bluetooth 4007841 055493 anthracite 4007841 055509 silver C, without sensor, with Bluetooth 4007841 079253 anthracite		Incl. 9,1 W LED	493 lm	3000 K	5 s – 60 min.	160°	5 m	Bluetooth	10 – 50 %	✓	✓
		Incl. 9,1 W LED	523 lm	3000 K	5 s – 60 min.	160°	5 m	Bluetooth	10 – 50 %	✓	✓
		Incl. 9,1 W LED	493 lm	3000 K				Bluetooth		✓	–
L 835 19 SC, with sensor, with Bluetooth 4007841 055516 anthracite 4007841 055523 silver C, without sensor, with Bluetooth 4007841 079260 anthracite		Incl. 9,1 W LED	616 lm	3000 K	5 s – 60 min.	160°	5 m	Bluetooth	10 – 50 %	✓	✓
		Incl. 9,1 W LED	616 lm	3000 K	5 s – 60 min.	160°	5 m	Bluetooth	10 – 50 %	✓	✓
		Incl. W 9,1 LED	616 lm	3000 K				Bluetooth		✓	–
L 840 20 SC, with sensor, with Bluetooth 4007841 055530 anthracite 4007841 055547 silver C, without sensor, with Bluetooth 4007841 079277 anthracite		Incl. 9,1 W LED	319 lm	3000 K	5 s – 60 min.	160°	5 m	Bluetooth	10 – 50 %	✓	✓
		Incl. 9,1 W LED	319 lm	3000 K	5 s – 60 min.	160°	5 m	Bluetooth	10 – 50 %	✓	✓
		Incl. 9,1 W LED	319 lm	3000 K				Bluetooth		✓	–
L 910 22 S, with sensor, without Bluetooth 4007841 576202 anthracite 4007841 576219 silver without sensor, without Bluetooth 4007841 078720 anthracite		Incl. 9,8 W LED	797 lm	3000 K	120 s – 15 min.	180°	12 m	Cable			✓
		Incl. 9,8 W LED	797 lm	3000 K	120 s – 15 min.	180°	12 m				✓
		Incl. 9,8 W LED	797 lm	3000 K							–









At a glance

Product	Page	Light data			Sensor data			Features			
		 Socket light system	lm Luminous flux	K Light color	 Time setting	 Angle of coverage	 Range	 Connect	 Night light	 Permanent light	 Soft light/ dimnable
L 930 S, with sensor, without Bluetooth 4007841 067199 anthracite without sensor, without Bluetooth 4007841 078713 anthracite	23	Incl. 9,3 W LED	457 lm	3000 K	120 s – 15 min.	140°	12 m	Cable	10 %		✓
		Incl. 9,3 W LED	457 lm	3000 K							-
L 620 CAM 4007841 065829	24	Incl. 14 W LED	925 lm	3000 K	60 s – 15 min.	180°	10 m	WLAN	0 – 40 %	✓	✓
L 605 S, with sensor, without Bluetooth 4007841 065287 anthracite without sensor, without Bluetooth 4007841 069506 anthracite	25	Incl. 11,3 W LED	729 lm	3000 K	5 s – 15 min.	180°	10 m		10 %		✓
		Incl. 11,3 W LED	729 lm	3000 K							-
L 270 SC, with sensor, with Bluetooth 4007841 067205 anthracite	26	Incl. 7,8 W LED	637 lm	3000 K	10 s – 60 min.	180°	8 m	Bluetooth*	10 – 100 %	✓	✓
L 271 SC, with sensor, with Bluetooth 4007841 067212 anthracite C, without sensor, with Bluetooth 4007841 068714 anthracite	27	Incl. 6,6 W LED	566 lm	3000 K	10 s – 60 min.	180°	8 m	Bluetooth*	10 – 100 %		✓
		Incl. 6,6 W LED	566 lm	3000 K				Bluetooth*			
Xsolar SOL-0 4007841 052966 anthracite 4007841 052676 silver	28	Incl. 0,07 W LED Incl. 0,07 W LED		3000 K 3000 K							✓ ✓
Spot ONE S, with sensor, without Bluetooth 4007841 058616 anthracite SC, with sensor, with Bluetooth 4007841 058630 anthracite without sensor, without Bluetooth 4007841 058623 anthracite	30	Incl. 7,47 W GU10	512 lm	3000 K	8 s – 35 min.	90°	10 m	Cable			-
		Incl. 7,9 W GU10	512 lm	3000 K	5 s – 60 min.	90°	10 m	Bluetooth		✓	-
		Incl. 6,7 W GU10	512 lm	3000 K							-
Spot DUO S, with sensor, without Bluetooth 4007841 058647 anthracite SC, with sensor, with Bluetooth 4007841 058654 anthracite	31	Incl. 14,95 W GU10	1024 lm	3000 K	8 s – 35 min.	90°	10 m	Cable			-
		Incl. 14,6 W GU10	1024 lm	3000 K	5 s – 60 min.	90°	10 m	Bluetooth			-
DL Vario Quattro S, with sensor, without Bluetooth 4007841 057602 anthracite 4007841 035440 silver	33	Incl. 9,8 W LED Incl. 9,8 W LED	1000 lm 1000 lm	3000 K 3000 K	5 s – 30 min. 5 s – 30 min.	360° 360°	8 m 8 m		10 % 10 %		✓ ✓
L 240 S, with sensor, without Bluetooth 4007841 056506 anthracite 4007841 010461 stainless steel	34	Incl. 9,3 W LED	946 lm	3000 K	8 s – 35 min.	180°	10 m				-
		Incl. 9,3 W LED	946 lm	3000 K	8 s – 35 min.	180°	10 m				-
L 260 S, with sensor, without Bluetooth 4007841 007874 stainless steel	35	Incl. 9,78 W LED E27	703 lm	3000 K	5 s – 15 min.	240°	12 m				✓

At a glance

Product	Page	Light data			Sensor data			Features			
		 Socket light system	lm Luminous flux	K Light color	 Time setting	 Angle of coverage	 Range	 Connect	 Night light	 Permanent light	 Soft light/dimmable
L 22 S, with sensor, without Bluetooth 4007841 035709 anthracite 4007841 009816 stainless steel without sensor, without Bluetooth 4007841 069254 anthracite N, with twilight automatic 4007841 065782 anthracite	36	Incl. 60 W LED E27 Incl. 60 W LED E27 Incl. 60 W LED E27 Incl. 60 W LED E27			8 s – 35 min. 8 s – 35 min.	180° 180°	10 m 10 m				- - - -
L 20 S, with sensor, without Bluetooth 4007841 035693 anthracite 4007841 566814 stainless steel	37	Incl. 60 W LED E27 Incl. 60 W LED E27			8 s – 35 min. 8 s – 35 min.	180° 180°	10 m 10 m				- -
L 10 S, with sensor, without Bluetooth 4007841 084769 black without sensor, without Bluetooth 4007841 084752 black	38	Incl. 15 W LED E27 Incl. 15 W LED E27			5 s – 60 min.	180°	7,5 m	Cable Cable			
L 12 S, with sensor, without Bluetooth 4007841 657819 anthracite 4007841 657918 stainless steel without sensor, without Bluetooth 4007841 069155 anthracite	39	Incl. 60 W LED E27 Incl. 60 W LED E27 Incl. 60 W LED E27			8 s – 35 min. 8 s – 35 min.	180° 180°	10 m 10 m				- - -
L 30 S, with sensor, without Bluetooth 4007841 068899 anthracite without sensor, without Bluetooth 4007841 068882 anthracite	40	Incl. 15 W LED E27 Incl. 15 W LED E27			8 s – 35 min.	180°	10 m				-
L 190 S, with sensor, without Bluetooth 4007841 644512 white 4007841 644413 black	41	Incl. 100 W LED E27 Incl. 100 W LED E27			5 s – 15 min. 5 s – 15 min.	180° 180°	12 m 12 m		0 – 50 % 0 – 50 %		✓ ✓
L 15 S, with sensor, without Bluetooth 4007841 617912 white 4007841 617813 black without sensor, without Bluetooth 4007841 069186 white 4007841 069179 black	42	Incl. 60 W LED E27 Incl. 60 W LED E27 Incl. 60 W LED E27 Incl. 60 W LED E27			8 s – 35 min. 8 s – 35 min.	180° 180°	10 m 10 m				- -
L 115 S, with sensor, without Bluetooth 4007841 657413 white 4007841 059880 black	43	Incl. 60 W LED E27 Incl. 60 W LED E27			5 s – 15 min. 5 s – 15 min.	240° 240°	12 m 12 m		10 – 50 % 10 – 50 %		✓ ✓
L 560 S, with sensor, without Bluetooth 4007841 634315 white 4007841 634216 black	44	Incl. 60 W LED E27 Incl. 60 W LED E27			8 s – 35 min. 8 s – 35 min.	140° 140°	12 m 12 m				- -

At a glance

Product	Page	Light data			Sensor data			Features			
		 Socket light system	lm Luminous flux	K Light color	 Time setting	 Angle of coverage	 Range	 Connect	 Night light	 Permanent light	 Soft light/dimmable
L 585 S, with sensor, without Bluetooth 4007841 005917 white 4007841 005535 black 4007841 035723 anthracite	45										
		Incl. 60 W LED E27			8 s – 35 min.		180°	10 m			-
		Incl. 60 W LED E27			8 s – 35 min.		180°	10 m			-
		Incl. 60 W LED E27			8 s – 35 min.		180°	10 m			-



Light meets life

Lighting solutions for visibly tangibly more safety.

What do state-of-the-art HD camera technology, pioneering motion sensor technology and inviting light have in common? All three features are an integral part of our innovative camera lights. Intelligently combined in one communication unit and controllable from anywhere via app. Including an impressive live image transmission in the highest quality. Created to keep you in the know at all times about exactly what's happening at your front door. Stay informed and ready to act - whether you're at home or on the go. Our camera lights keep your eyes open for you.

STEINEL provides your home for more safety in your home.

With the high-power LED panel of the XLED CAM 1 SC for arge areas or the opal glass luminaire body of the L 620 CAM SC, you always have the right light at the front door or around the house. The integrated sensor reliably detects any movement and the camera immediately provides you with a live image in HD quality. The data is stored on the included SD card and can be viewed by you at any time via smartphone or tablet. With the free STEINEL App, the lights are quickly and easily integrated into your WLAN.



XLED CAM 1 SC




L 620 CAM SC

The free STEINEL CAM app
is available for:



Everything under control. Everything in one app.

- recordings from the entrance area
- browsing events by date and time
- intercom system
- various alarm/sensor settings
- setting of light values



Always knowing who's
outside the front door.



Perfect image
day and night

Push message
or acoustic alarm

Sensor and
light settings





Sensor mode
or manual
override

L 620 CAM SC
Your lighthouse
for more safety.





XLED CAM 1 SC
All-rounder with
the focus on safety.



Highlights

 Communication via smartphone	 Intercom system	 Full HD camera	 Details on the web and on p. 72
--	--	---	--

Highlights

 Communication via smartphone	 Intercom system	 Full HD camera	 Details on the web and on p. 72
---	--	---	--





Light meets life

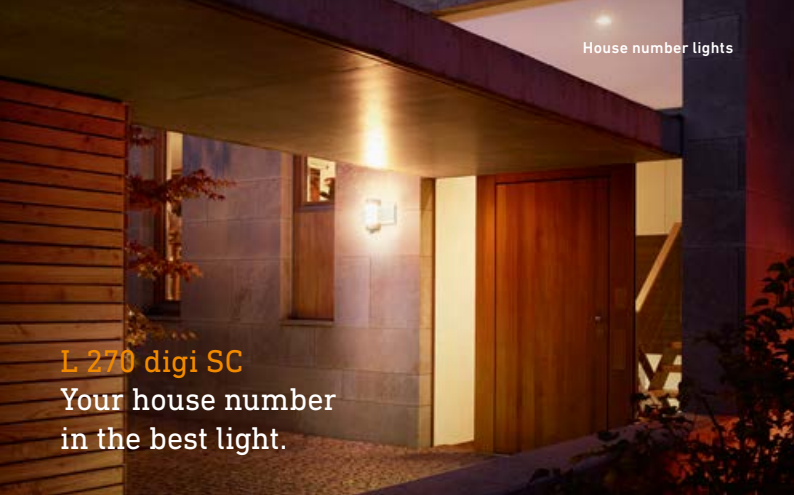
Lighting solutions for all who like to play it safe.

Already compulsory in some federal states, it nevertheless proves its worth beyond the borders. With our illuminated house number lights, you are sure to be found – whether by your expected visitor, the mailman or the longed-for pizza delivery man. At the same time, the built-in sensor technology always guarantees the highest efficiency, which is achieved by automatic switch-on at and in combination with a solar panel can be increased even further. Play it safe – with highly efficient house number lights from STEINEL.



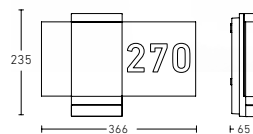
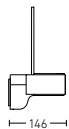
L 820 SC

The ideal stage for your house number.







L 270 digi SC





Your house number in the best light.

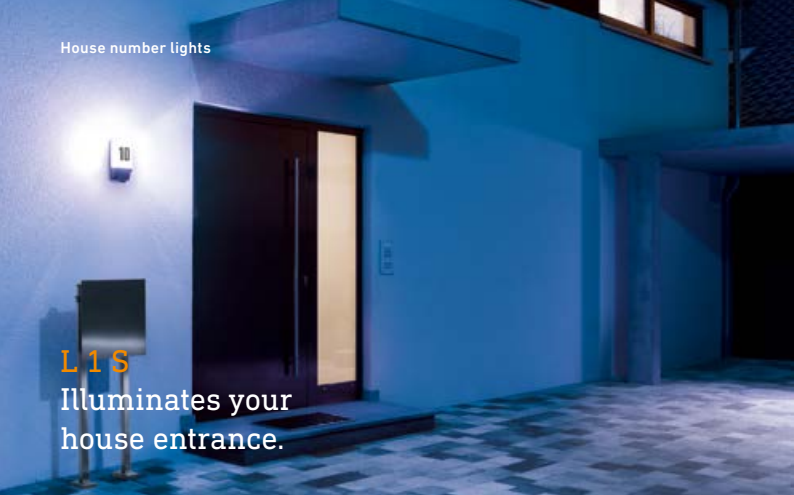


Highlights

 <p>Invisible iHF sensor</p>	 <p>Up-/downlight</p>	 <p>Setting and networking via app</p>	 <p>Details on the web and on p. 72</p>
--	--	---	--

Highlights

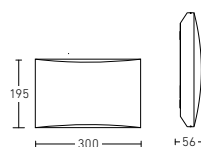
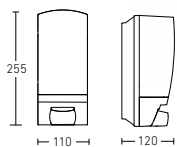
 <p>Special acquisition quality</p>	 <p>3 zones digitally adjustable</p>	 <p>Setting and networking via app</p>	 <p>Details on the web and on p. 72</p>
--	---	---	--






L1S
Illuminates your house entrance.



LN1N
Automatic house number light.



Highlights

 Sensor 90° tiltable	E27 Version	 Special impact resistance	 Details on the web and on p. 72
---	----------------	--	--

Highlights

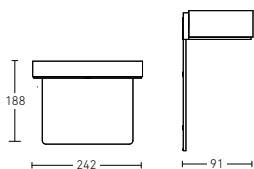
 Twilight automatic	 Special impact resistance	 Details on the web and on p. 72
---	--	--

XSolar SOL-0 HN

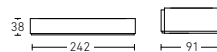
Illuminates your house number wirelessly and free of charge.

XSolar SOL-0

Illuminated house numbers as if by magic.

**Highlights**

		365	
Twilight automatic	Solar operation	365 days light in the year	Details on the web and on p. 72

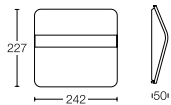
**Highlights**

		365	
Twilight automatic	Solar operation	365 days light in the year	Details on the web and on p. 72






XSolar LH-N

Sets your house number beautifully in scene.







Highlights









 <p>Twilight automatic</p>	 <p>Solar operation</p>	<p>365</p> <p>365 days light in the year</p>	 <p>Details on the web and on p. 72</p>
--	--	--	--

MyXSolar: Your personal house number light. Simply enter your house number online and you will receive your individual solar light. If you wish you can you can even have your name or street engraved at the same time.

The individual service is possible with the products XSolar SOL-O HN and XSolar LH-N.

 <p>Basic line</p>	 <p>Premium line</p>	 <p>Premium line</p>	 <p>Premium line with lettering</p>
<p>Resistant house number foil on light panel.</p>	<p>Raised house number on light panel.</p>	<p>With stainless steel look trim and punched out house number.</p>	<p>With stainless steel look fascia and punched house number incl. engraved street or family name.</p>

At a glance

Product	Page	Light data			Sensor data			Features			
		 Socket light system	lm Luminous flux	K Light color	 Time setting	 Angle of coverage	 Range	 Connect	 Night light	 Permanent light	 Soft light/dimmable
L 820 64 S, with sensor, without Bluetooth 4007841 035754 anthracite 4007841 671327 silver SC, with sensor, with Bluetooth 4007841 065713 anthracite		Incl. 9,8 W LED	679 lm	3000 K	5 s – 15 min.	160°	5 m		10 %		✓
		Incl. 9,8 W LED	679 lm	3000 K	5 s – 15 min.	160°	5 m				✓
		Incl. 9,8 W LED	679 lm	3000 K	5 s – 60 min.	160°	5 m	Bluetooth	10 – 50 %	✓	✓
L 271 65 SC, with sensor, with Bluetooth 4007841 067212 anthracite C, without sensor, with Bluetooth 4007841 068714 anthracite		Incl. 6,6 W LED	566 lm	3000 K	10 s – 60 min.	180°	8 m	Bluetooth*			✓
		Incl. 6,6 W LED	566 lm	3000 K				Bluetooth*			
L 1 66 S, with sensor, without Bluetooth 4007841 650513 white 4007841 650612 black		Incl. 60 W LED			8 s – 35 min.	180 °	10 m				
		Incl. 60 W LED			8 s – 35 min.	180 °	10 m				
LN 1 N 67 mit Twilight switch 4007841 649715		Incl. 4,9 W LED	440 lm	3000 K							
XSolar SOL-0 HN 68 mit Twilight switch 40078410 65935		Incl. 0,07 W LED		3000 K							✓
XSolar SOL-0 69 S, with sensor, without Bluetooth 4007841 052959 anthracite 4007841 052652 silver N, mit Twilight switch 4007841 052966 anthracite 4007841 052676 silver		Incl. 1,5 W LED		3000 K	10 s – 0,5 min.	360 °	7 m		3 %		✓
		Incl. 1,5 W LED		3000 K	10 s – 0,5 min.	360 °	7 m				✓
		Incl. 0,07 W LED		3000 K					✓		
		Incl. 0,07 W LED		3000 K					✓		
XSolar LH-N 70 N, mit Twilight switch 4007841 035730 anthracite 4007841 007140 stainless steel		Incl. 0,03 W LED		4000 K							
		Incl. 0,03 W LED		4000 K							

* Bluetooth Mesh Connect



Light meets life

Lighting solutions for attractive lighting scenarios around the house.

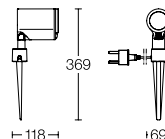
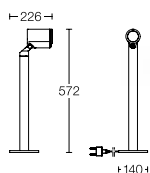
Beautifully designed outdoor areas are the calling card of your home. A coherent lighting concept plays a decisive role in this. The innovative path, wall and garden luminaires in our modern luminaire families not only speak a uniform design language throughout, they are also equipped with identical functions. So you can effortlessly create a perfectly coordinated lighting atmosphere around the house and enjoy wonderfully consistent lighting scenarios from a single source.







Spot Way SC
Intelligent signpost
with many functions.







Spot Garden SC
Light as far as the
garden reaches.



Highlights

 <p>180° horizontal 90° vertical tiltable</p>	 <p>Setting and networking via app</p>	 <p>Cable 2,5 m</p>	 <p>Details on the web and on p. 82</p>
---	---	--	--

Highlights

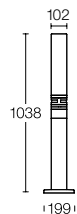
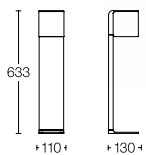
 <p>Robust ground spike</p>	 <p>Setting and networking via app</p>	 <p>Cable 2,5 m</p>	 <p>Details on the web and on p. 82</p>
--	---	--	--







GL 80 SC
Sublime light for garden and paths.







GL 60 S
Evergreen with high efficiency.



Highlights

 <p>Intelligent soft light start</p>	 <p>Setting and networking via app</p>	 <p>10-50 % Basic light</p>	 <p>Details on the web and on p. 82</p>
--	---	--	--

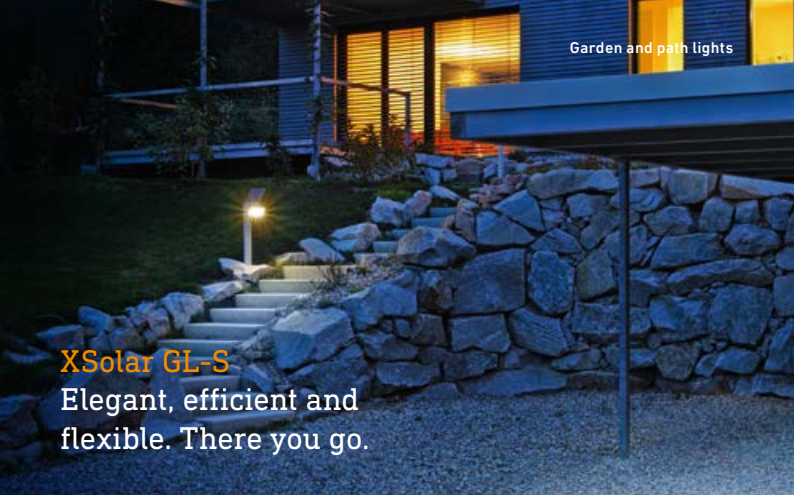
Highlights

 <p>360°</p>	 <p>0-50 % Basic light</p>	 <p>Intelligent soft light start</p>	 <p>Details on the web and on p. 82</p>
---	---	---	--



GL 65 S

Pleasant lighting
for driveways and paths.







XSolar GL-S




Elegant, efficient and
flexible. There you go.











Highlights

 <p>Sensor with 4 programs</p>	 <p>10% Basic light</p>	 <p>Intelligent soft light start</p>	 <p>Details on the web and on p. 82</p>
--	--	---	--

Highlights

<p>365</p> <p>365 days light in the year</p>	 <p>10% Basic light</p>	 <p>Solar operation</p>	 <p>Details on the web and on p. 82</p>
--	--	--	--

At a glance

Product	Page	Light data			Sensor data			Features			
		 Socket light system	lm Luminous flux	K Light color	 Time setting	 Angle of coverage	 Range	 Connect	 Night light	 Permanent light	 Soft light/dimmable
Spot Way 76 SC, with sensor, with Bluetooth 4007841 058661 anthracite without sensor, without Bluetooth 4007841 068677 anthracite N, with twilight automatic 4007841 058678 anthracite		Incl. 7,9 W GU10	512 lm	3000 K	5 s – 60 min.	90 °	10 m	Bluetooth			
		Incl. 6,7 W GU10	512 lm	3000 K							
		Incl. 7,89 W GU10	512 lm	3000 K				Cable			
Spot Garden 77 SC, with sensor, with Bluetooth 4007841 058685 anthracite without sensor, without Bluetooth 4007841 068660 anthracite N, with twilight automatic 4007841 058692 anthracite		Incl. 7,9 W GU10	512 lm	3000 K	5 s – 60 min.	90 °	10 m	Bluetooth			
		Incl. 6,7 W GU10	512 lm	3000 K							
		Incl. 7,89 W GU10	512 lm	3000 K				Cable			
GL 80 78 SC, with sensor, with Bluetooth 4007841 055479 anthracite 4007841 055486 silver C, without sensor, with Bluetooth 4007841 079284 anthracite		Incl. 9,1 W LED	650 lm	3000 K	5 s – 60 min.	160 °	5 m	Bluetooth	10 – 50 %		✓
		Incl. 9,1 W LED	650 lm	3000 K	5 s – 60 min.	160 °	5 m	Bluetooth	10 – 50 %		✓
		Incl. 9,1 W LED	650 lm	3000 K				Bluetooth			
GL 60 79 S, with sensor, without Bluetooth 4007841 007881 stainless steel		E27, Incl. 9,78 W LED	781 lm	3000 K	5 s – 15 min.	360 °	12 m		10 – 50 %		✓
GL 65 80 S, with sensor, without Bluetooth 4007841 069476 anthracite without sensor, without Bluetooth 4007841 069469 anthracite		Incl. 8,7 W LED	575 lm	3000 K	5 s – 15 min.	180 °	8 m		10 %		✓
		Incl. 8,5 W LED	575 lm	3000 K							✓
XSolar GL-S 81 S, with sensor, without Bluetooth 4007841 671211		Incl. 1,2 W LED		3000 K	10 s – 0,5 min.	140 °	5 m		3 %		



Light meets life

Lighting solutions for a bright future.

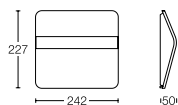
Go for maximum sustainability and tap into the sun - at absolutely zero cost! Our solar lights are quick and easy to install and can be placed anywhere around the house. Without power Cables. Without electricity costs. Without stress. And best of all: Thanks to our innovative and highly efficient solar panels with intelligent control and integrated battery with 60 days light reserve, reliable lighting and a clear conscience are no longer mutually exclusive. Switching to solar energy has never been so attractive.




XSolar LH-N

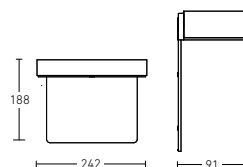
Sets your house number beautifully in scene.




XSolar SOL-O HN

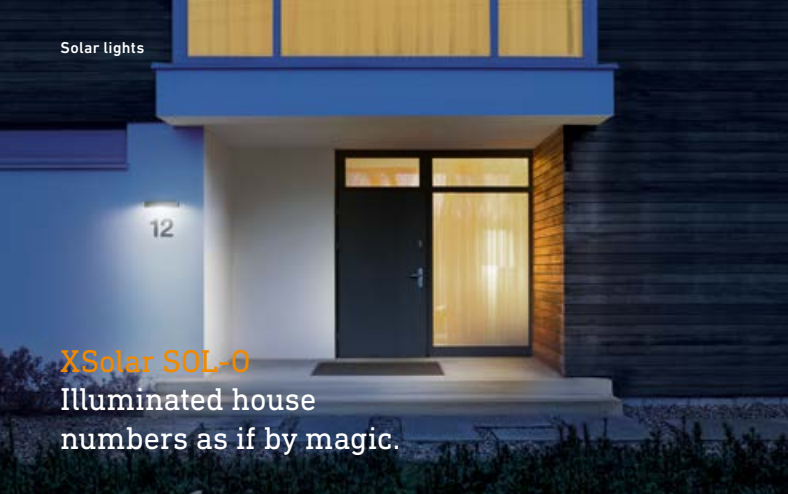
Illuminates your house number wirelessly and free of charge.

**Highlights**

		365	
Twilight automatic	Solar operation	365 days light in the year	Details on the web and on p. 94

**Highlights**

		365	
Twilight automatic	Solar operation	365 days light in the year	Details on the web and on p. 94



XSolar SOL-0

Illuminated house numbers as if by magic.

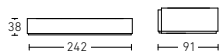


XSolar SOL-0 S




Provides simply beautiful light.

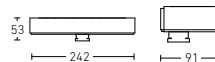


12






Highlights

 Twilight automatic	 Solar operation	365 365 days light in the year	 Details on the web and on p. 94
--	--	-----------------------------------	--



Highlights

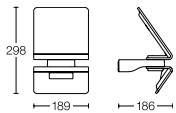
 360° infrared mini sensor	 Basic light	365 365 days light in the year	 Details on the web and on p. 94
--	--	-----------------------------------	--



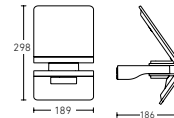
XSolar L-S
Provides simply
beautiful light.



XSolar L-S ONE
The solar light
without compromise.



NEW IN
THE
ASSORT-
MENT



Highlights

		365	
Panels can be mounted separately	Solar operation	365 days light in the year	Details on the web and on p. 94

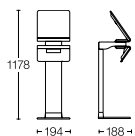

Highlights

		365	
Basic light	Solar operation	365 days light in the year	Details on the web and on p. 94






XSolar GL-S









A green statement for paths around the house.



Highlights

<p>365</p> <p>365 days light in the year</p>	 <p>Solar operation</p>	 <p>3%</p> <p>Basic light</p>	 <p>Details on the web and on p. 94</p>
--	--	--	--

At a glance

Product	Page	Light data			Sensor data			Features			
		 Socket light system	lm Luminous flux	K Light color	 Time setting	 Angle of coverage	 Range	 Connect	 Night light	 Permanent light	 Soft light/dimmable
XSolar LH-N with twilight automatic 4007841 035730 anthracite 4007841 007140 stainless steel	86	Incl. 0,03 W LED Incl. 0,03 W LED		4000 K 4000 K							
XSolar SOL-0 HN 4007841 065935	87	Incl. 0,07 W LED		3000 K							✓
XSolar SOL-0 with sensor, without Bluetooth 4007841 052959 anthracite 4007841 052652 silver without sensor, without Bluetooth 4007841 052966 anthracite 4007841 052676 silver	88	Incl. 1,5 W LED Incl. 1,5 W LED Incl. 0,07 W LED Incl. 0,07 W LED		3000 K 3000 K 3000 K 3000 K	10 s – 0,5 min. 10 s – 0,5 min.		360 ° 360 °	7 m 7 m	3 % 3 %		✓ ✓ ✓
XSolar L-S with sensor, without Bluetooth 4007841 671006 white 4007841 671013 silver	90	Incl. 1,2 W LED Incl. 1,2 W LED		3000 K 3000 K	10 s – 0,5 min. 10 s – 0,5 min.		140 ° 140 °	8 m 8 m	3 % 3 %		
XSolar L-S ONE with sensor, without Bluetooth 4007841 081997	91	Incl. 1,2 W LED		3000 K	10 s – 0,5 min.		140 °	8 m	3 %		
XSolar GL-S with sensor, without Bluetooth 4007841 671211	92	Incl. 1,2 W LED		3000 K	10 s – 0,5 min.		140 °	5 m	3 %		



Light meets life

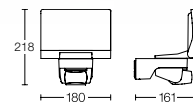
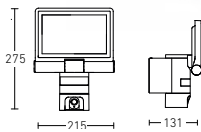
Lighting solutions for a more efficient home.

Illuminating large areas used to be very energy-intensive. Put an end to it! Our modern spotlights present themselves with highly efficient LEDs - for maximum illumination with minimum power consumption. In conjunction with intelligent sensor technology, the light is also only switched on when it is actually needed. And we have also long since solved the problem of high heat generation: with a material from space technology that we install in the heat sink of our spotlights. And that's not all: wireless networking via Bluetooth saves even more precious energy.

XLED CAM 1 SC
All-rounder with the
focus on safety.







XLED home 2 SC
Fully swiveling.
Completely digital.







Highlights



 Communication via smartphone	 Intercom system	 Full HD camera	 Details on the web and on p. 110
---	---	--	--

Highlights



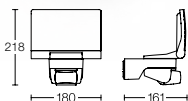
 Adjustable via app	 Permanent light	 2 x 180°	 Details on the web and on p. 110
--	---	---	--



XLED home 2 S
Illuminates every angle.







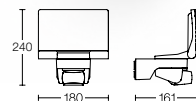
XLED home 2 XL S
Daylight bright light for large areas.



Highlights







			
180°	2x 180°	Permanent light	Details on the web and on p. 110



Highlights



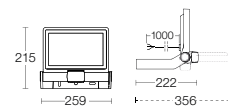
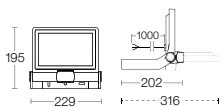
			
180°	2x 180°	Permanent light	Details on the web and on p. 110





**XLED ONE S**

High radiance on
Wall and ceiling.




**XLED ONE XL S**

Powerful charisma
for maximum protection.

**Highlights**

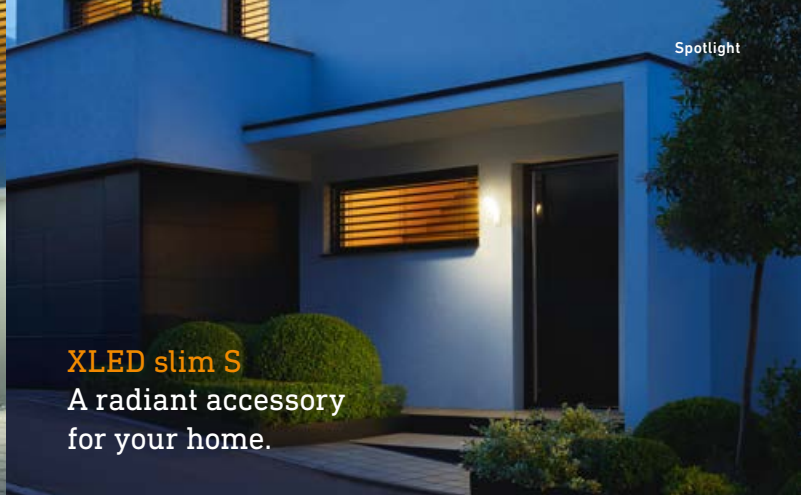
 180°	 Energy-saving	 180° vertical tiltablees Panel	 Details on the web and on p. 110
--	--	---	--

Highlights

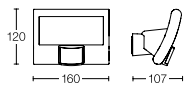
 180°	4200 lm Power	 180° vertical tiltablees Panel	 Details on the web and on p. 110
---	------------------	---	--



XLED curved S
Beautiful spotlight
for beautiful houses.







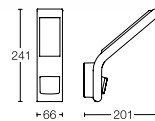
XLED slim S
A radiant accessory
for your home.



Highlights





			
160°	2 sec - 70 min	30° horizontal	Details on the web and on p. 110



Highlights



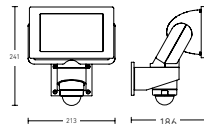
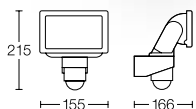
		
160°	2 sec - 70 min	Details on the web and on p. 110



LS 150 S
Radiates over
every corner.







LS 300 S
Ready for rugged
operations.






Highlights



 240°	 max. 12m	 Optional corner wall bracket	 Details on the web and on p. 112
--	---	--	--

Highlights



 240°	 max. 12m	2704 lm Power	 Details on the web and on p. 112
---	---	------------------	--

The matching Power.




What luminosity is required? Do you want to illuminate only a small area or a very large area?

Which detection area? Along the house wall 180° is sufficient, 240° is the better choice for corner mounting.









Networkability? If several emitters are to be networked, you can do this by Cable or wirelessly via Bluetooth.











Compare quickly.

Product	Page	 Illumination area	 Coverage	 Connectable via
XLED CAM 1 SC 4007841 065294 anthracite	61		180°, 10m	WLAN
XLED home 2 SC 4007841 065454 white 4007841 065447 black	99	max. 150 m ² max. 150 m ²	180°, 10m 180°, 10m	Bluetooth Bluetooth
XLED home 2 S 4007841 033088 white 4007841 033071 black 4007841 033064 graphit 4007841 033057 silver	100	max. 150 m ² max. 150 m ² max. 150 m ² max. 150 m ²	180°, 10m 180°, 10m 180°, 10m 180°, 10m	
XLED home 2 XL S 4007841 030070 white 4007841 030049 black 4007841 030056 graphit	101	over 300 m ² over 300 m ² over 300 m ²	180°, 10m 180°, 10m 180°, 10m	
XLED One S 4007841 065256 anthracite 4007841 065249 white	102	max. 300 m ² max. 300 m ²	180°, 12m 180°, 12m	
XLED One XL S 4007841 065263 anthracite 4007841 065270 white	103	max. 300 m ² max. 300 m ²	180°, 12m 180°, 12m	
XLED curved S 4007841 012076 anthracite	104	max. 100 m ²	160°, 8m	
XLED slim S 4007841 012052 anthracite	105	max. 100 m ²	160°, 8m	
LS 150 S 4007841 052546 black 4007841 052553 white	106	max. 150 m ² max. 150 m ²	240°, 12m 240°, 12m	
LS 150 4007841 069216 black 4007841 069223 white		max. 150 m ² max. 150 m ²		
LS 300 S 4007841 067571 black 4007841 067588 white	107	over 300 m ² over 300 m ²	240°, 12m 240°, 12m	
LS 300 4007841 069230 black 4007841 069247 white		over 300 m ² over 300 m ²		

At a glance

Product	Page	Light data			Sensor data			Features			
		 Socket light system	lm Luminous flux	K Light color	 Time setting	 Angle of coverage	 Range	 Connect	 Night light	 Permanent light	 Soft light/dimmable
XLED CAM 1 4007841 065294	98	Incl. 21 W LED	2310 lm	3000K	60 s – 15 min.	180 °	10 m	WLAN	0 – 40 %	✓	
XLED home 2 SC, with sensor, with Bluetooth 4007841 065454 white 4007841 065447 black S, with sensor, without Bluetooth 4007841 033088 white 4007841 033071 black 4007841 033064 graphit 4007841 033057 silver	99	Incl. 13,8 W LED Incl. 13,8 W LED Incl. 13,7 W LED Incl. 13,7 W LED Incl. 13,7 W LED Incl. 13,7 W LED	1550 lm 1550 lm 1550 lm 1550 lm 1550 lm	3000K 3000K 3000K 3000K 3000K	5 s – 60 min. 5 s – 60 min. 8 s – 35 min. 8 s – 35 min. 8 s – 35 min. 8 s – 35 min.	180 ° 180 ° 180 ° 180 ° 180 °	10 m 10 m 10 m 10 m 10 m	Bluetooth Bluetooth Cable Cable Cable Cable			
XLED home 2 XL S, with sensor, without Bluetooth 4007841 030056 graphit 4007841 030070 white 4007841 030049 black	101	Incl. 19,3 W LED Incl. 19,3 W LED Incl. 19,3 W LED	2124 lm 2124 lm 2124 lm	3000K 3000K 3000K	8 s – 35 min. 8 s – 35 min. 8 s – 35 min.	180 ° 180 ° 180 °	10 m 10 m 10 m				
XLED One S, with sensor, without Bluetooth 4007841 065249 white 4007841 065256 anthracite without sensor, without Bluetooth 4007841 065201 white 4007841 065218 anthracite	102	Incl. 18,6 W LED Incl. 18,6 W LED Incl. 17,8 W LED Incl. 17,8 W LED	2050 lm 2050 lm 2050 lm 2050 lm	3000K 3000K 3000K 3000K	8 s – 35 min. 8 s – 35 min.	180 ° 180 °	12 m 12 m				
XLED One XL S, with sensor, without Bluetooth 4007841 065263 anthracite 4007841 065270 white without sensor, without Bluetooth 4007841 065225 anthracite 4007841 065232 white	103	Incl. 42,6 W LED Incl. 42,6 W LED Incl. 42,6 W LED Incl. 42,6 W LED	4200 lm 4200 lm 4200 lm 4200 lm	3000K 3000K 3000K 3000K	8 s – 35 min. 8 s – 35 min.	180 ° 180 °	12 m 12 m				
XLED curved S, with sensor, without Bluetooth 4007841 012083 white 4007841 012076 anthracite	104	Incl. 9,3 W LED Incl. 9,3 W LED	862 lm 862 lm	3000K 3000K	2 s – 70 min. 2 s – 70 min.	160 ° 160 °	8 m 8 m				
XLED slim S, with sensor, without Bluetooth 4007841 012069 white 4007841 012052 anthracite	105	Incl. 7,2 W LED Incl. 7,2 W LED	720 lm 648 lm	3000K 3000K	2 s – 70 min. 2 s – 70 min.	160 ° 160 °	8 m 8 m				

At a glance

Product	Page	Light data			Sensor data			Features			
		 Socket light system	lm Luminous flux	K Light color	 Time setting	 Angle of coverage	 Range	 Connect	 Night light	 Permanent light	 Soft light/dimmable
LS 150 106 S, with sensor, without Bluetooth 4007841 052553 white 4007841 052546 black without sensor, without Bluetooth 4007841 069223 white 4007841 069216 black		Incl. 14,7 W LED	1375 lm	4000K	10 s – 15 min. 10 s – 15 min.	240 ° 240 °	12 m 12 m				
		Incl. 14,7 W LED	1375 lm	4000K							
LS 300 107 S, with sensor, without Bluetooth 4007841 067588 white 4007841 067571 black without sensor, without Bluetooth 4007841 069247 white 4007841 069230 black		Incl. 29,5 W LED	2704 lm	4000K	10 s – 15 min. 10 s – 15 min.	240 ° 240 °	12 m 12 m				
		Incl. 29,5 W LED	2704 lm	4000K							



Light meets life

Lighting solutions for energy-conscious night owls.

Isn't it nice when some things take care of themselves? Our twilight-controlled lighting solutions do just that. When dusk falls, they switch on automatically - and switch off again automatically the next morning. Just like that. Without manual adjustment. This applies all year round, by the way. The seasonal adjustment is also fully automated. Saving energy has never been easier. It really doesn't get any more convenient than this.

Twilight controlled light



Spot Way N

Provides with the twilight for more safety.





Twilight controlled light



Spot Garden N
Spot-on highlight for every night.







Highlights

 Twilight automatic	 2,5 m cable	 180° horizontal 90° vertical tiltable	 Details on the web and on p. 122
--	--	--	--



Highlights

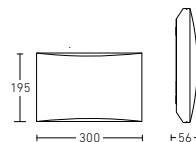
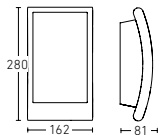
 Twilight automatic	 2,5 m cable	 Robust ground spike	 Details on the web and on p. 122
---	--	---	--

L 22 N

With momentum into a bright future.

LN 1 N

Light that withstands strong shocks can withstand.



Highlights

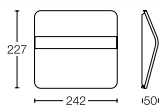
E27			
Version	Twilight automatic	Special impact resistance	Details on the web and on p. 122

Highlights




Twilight automatic	5-200 Lux	Special impact resistance	Details on the web and on p. 122

XSolar LH-N









Sets your house number beautifully in scene.



Highlights

 <p>Twilight automatic</p>	<p>365</p> <p>365 days light in the year</p>	 <p>Solar operation</p>	 <p>Details on the web and on p. 122</p>
--	--	--	---

At a glance

Product	Page	Light data			Sensor data			Features			
		 Socket light system	lm Luminous flux	K Light color	 Time setting	 Angle of coverage	 Range	 Connect	 Night light	 Permanent light	 Soft light/dimmable
Spot Way 116 SC, with sensor, with Bluetooth 4007841 058661 anthracite without sensor, without Bluetooth 4007841 068677 anthracite N, with twilight automatic 4007841 058678 anthracite		Incl. 7,9 W GU10	512 lm	3000 K	5 s – 60 min.	90 °	10 m	Bluetooth			
		Incl. 6,7 W GU10	512 lm	3000 K							
		Incl. 7,89 W GU10	512 lm	3000 K				Cable			
Spot Garden 117 SC, with sensor, with Bluetooth 4007841 058685 anthracite without sensor, without Bluetooth 4007841 068660 anthracite N, with twilight automatic 4007841 058692 anthracite		Incl. 7,9 W GU10	512 lm	3000 K	5 s – 60 min.	90 °	10 m	Bluetooth			
		Incl. 6,7 W GU10	512 lm	3000 K							
		Incl. 7,89 W GU10	512 lm	3000 K				Cable			
L 22 N 118 with twilight automatic 4007841 065782		Incl. 60 W LED E27									
LN 1 N 119 with twilight automatic 4007841 649715		Incl. 4,9 W LED	440 lm	3000 K							
XSolar LH-N 120 with twilight automatic 4007841 035730 anthracite 4007841 007140 stainless steel		Incl. 0,03 W LED Incl. 0,03 W LED		4000 K 4000 K							



Light meets life

Lighting solutions with sensors thought further.

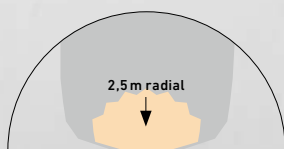
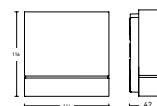
As the inventor of the sensor light, we research sensors and constantly develop them further. Since then, we have created numerous innovative products that reliably switch light all over the world, day after day. With the introduction of the world's first digital infrared motion detector, we have now set another milestone in this field. And because we can't get enough of clever innovations, we have also elegantly integrated the sensor lens into the housing. The result: modern design and outstanding function in perfect harmony.

IS 180 digi

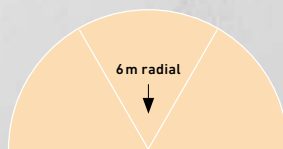
The perfect sensor for all facades.



NEW IN THE ASSORTMENT







Conventional infrared technology



The new digi-sensor technology

Highlights

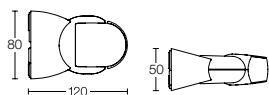

 <p>Special acquisition quality</p>	 <p>3 zones digitally adjustable</p>	 <p>Setting and networking via app</p>	 <p>Details on the web and on p. 140</p>
--	---	---	---







IS 1
Mister Reliable
in saving energy.

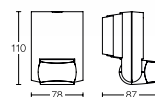


IS 130-2
Dazzling in design
and function.







Highlights

 120°	 max. 10m	 Pivotable sensor	 Details on the web and on p. 140
--	---	--	--



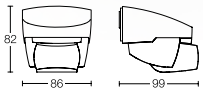
Highlights

 130°	 max. 12m	 Pivotable sensor	 Details on the web and on p. 140
---	---	--	--



IS 140-2

Intelligent sensor technology directly at the house.



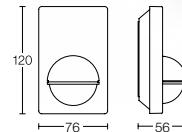
Highlights

140°	max. 14 m	Pivotable sensor	Details on the web and on p. 140



IS 180-2

Lays flat and is optimally protected.




Highlights

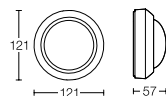
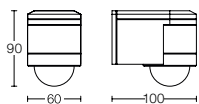
180°	Optional corner wall bracket	IP54	Details on the web and on p. 140







IS 240 DUO
Performs
double work.







IS 360-3
The all-rounder for
indoors and outdoors.



Highlights


 240°	 Incl. corner wall bracket	 Pivotable sensor	 Details on the web and on p. 140
--	--	--	--

Highlights

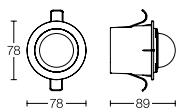
 360°	 Ø 24 m	 IP54	 Details on the web and on p. 140
---	---	---	--







IS 360-1 DE
Intelligent technology
to install.

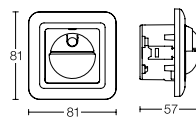


IR 180 UP / AP easy
The sensor universal
genius for all cases.







Highlights

			
360°	Ø 8 m	IP54	Details on the web and on p. 140



Highlights

			
180°	2/3- Draht Installations	Manual switching	Details on the web and on p. 140



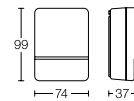
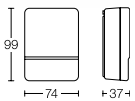
NM 2000

Automatic light according to your needs.



NM 3000 Vario

Intelligent light control with night saving mode.



Highlights

Twilight switch	2-30 lx	IP54	Details on the web and on p. 140

Highlights

Twilight switch + Eco-modus	0,5-10 lx	IP54	Details on the web and on p. 140

The right motion detector.

Which place of use? Whether mounted on the wall or under the ceiling, or optionally with a corner wall bracket. STEINEL motion detectors are available for every application.

Which detection parameters? Both the maximum range and the angle of detection are always individual - and must meet your requirements.





Which switching capacity? For the sensor to work reliably, you need to know how many luminaires it should switch.



Compare quickly.

Product	Page	Location	Coverage	Switching capacity
IS 180 digi 4007841 067281 white 4007841 067274 anthracite	127	Wall Wall	180°, 8 m 180°, 8 m	1000 W 1000 W
IS 1 4007841 600310 white 4007841 600419 black	128	Wall Wall	120°, 10 m 120°, 10 m	500 W 500 W
IS 130-2 4007841 660314 white 4007841 660215 black 4007841 660116 silver 4007841 035761 anthracite	129	Wall Wall Wall Wall	130°, 12 m 130°, 12 m 130°, 12 m 130°, 12 m	600 W 600 W 600 W 600 W
IS 140-2 4007841 608910 white 4007841 608811 black	130	Wall Wall	140°, 14 m 140°, 14 m	1000 W 1000 W
IS 180-2 4007841 603212 white 4007841 603113 black 4007841 603618 silver 4007841 034580 anthracite	131	Wall Wall Wall Wall	180°, 12 m 180°, 12 m 180°, 12 m 180°, 12 m	1000 W 1000 W 1000 W 1000 W
IS 240 Duo 4007841 602819 white 4007841 602710 black	132	Wall Wall	240°, 12 m 240°, 12 m	1000 W 1000 W
IS 360-3 4007841 006532 white 4007841 006525 black	133	Ceiling Ceiling	360°, 12 m 360°, 12 m	2000 W 2000 W
IS 360-1 DE 4007841 032845 white 4007841 032852 black 4007841 034917 inox-look	134	Ceiling Ceiling Ceiling	360°, 4 m 360°, 4 m 360°, 4 m	1000 W 1000 W 1000 W
IR 180 UP easy 4007841 055790 white	135	Wall	180°, 8 m	200 W
IR 180 AP easy 4007841 066048 gray	135	Wall	180°, 8 m	200 W

At a glance

Product	Page	Sensor data				Features
		 Power	 Time setting	 Angle of coverage	 Range	
IS 180 digi 4007841 067281 white 4007841 067274 anthracite	127		10 s – 60 min. 10 s – 60 min.	180 ° 180 °	8 m 8 m	Bluetooth*, Cable Bluetooth*, Cable
IS 1 4007841 600310 white 4007841 600419 black	128	500 W 500 W	8 s – 35 min. 8 s – 35 min.	120 ° 120 °	10 m 10 m	Cable Cable
IS 130-2 4007841 660314 white 4007841 660215 black 4007841 660116 silver 4007841 035761 anthracite	129	600 W 600 W 600 W 600 W	8 s – 35 min. 8 s – 35 min. 8 s – 35 min. 8 s – 35 min.	130 ° 130 ° 130 ° 130 °	12 m 12 m 12 m 12 m	Cable Cable Cable Cable
IS 140-2 4007841 608910 white 4007841 608811 black	130	1000 W 1000 W	8 s – 35 min. 8 s – 35 min.	140 ° 140 °	14 m 14 m	Cable Cable
IS 180-2 4007841 603212 white 4007841 603113 black 4007841 603618 silver 4007841 034580 anthracite	131	1000 W 1000 W 1000 W 1000 W	5 s – 15 min. 5 s – 15 min. 5 s – 15 min. 5 s – 15 min.	180 ° 180 ° 180 ° 180 °	12 m 12 m 12 m 12 m	Cable Cable Cable Cable
IS 240 Duo 4007841 602819 white 4007841 602710 black	132	1000 W 1000 W	10 s – 15 min. 10 s – 15 min.	240 ° 240 °	12 m 12 m	Cable Cable
IS 360-3 4007841 006532 white 4007841 006525 black	133	2000 W 2000 W	5 s – 15 min. 5 s – 15 min.	360 ° 360 °	12 m 12 m	Cable Cable
IS 360-1 DE 4007841 032845 white 4007841 032852 black 4007841 034917 inox-look	134	1000 W 1000 W 1000 W	8 s – 35 min. 8 s – 35 min. 8 s – 35 min.	360 ° 360 ° 360 °	4 m 4 m 4 m	Cable Cable Cable
IR 180 UP easy 4007841 055790 white	135	200 W	5 s – 30 min.	180 °	8 m	Cable Cable
IR 180 AP easy 4007841 066048 gray	135	200 W	5 s – 30 min.	180 °	8 m	Cable Cable
NM2000 4007841 550417 white 4007841 550318 black	136					Cable Cable
NM 3000 4007841 550615 white 4007841 550516 black	137	1000 W 1000 W				Cable Cable



Light meets life

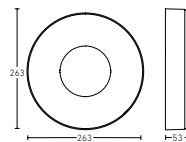
Lighting solutions for a better life automatically.

At STEINEL, we work every day to improve life inside buildings and adapt them to people's needs. Example: automatic light that ensures you can use the stairs safely with your laundry basket. Our interior lights are quick to install, of timeless design and very durable. Thanks to invisible high-frequency sensor technology, our lights blend elegantly into and ensure year in, year out that the light comes on exactly when you need it. Our latest highlight: the first Bluetooth indoor light. It remains exciting. Stay tuned.







RS 200 SC
Our first bluetooth
indoor light.

NEW IN
THE
ASSORT-
MENT

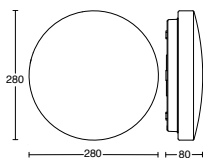






Highlights

 10 - 100 % Basic light	 Intelligent soft light start	 Setting and networking via app	 Details on the web and on p. 152
---	--	---	--

RS 20 S

The circular classic
for your home.

**Highlights**

 <p>Intelligent soft light start</p>	 <p>10%</p> <p>Basic light</p>	 <p>Up to 10 luminaires networkable</p>	 <p>Details on the web and on p. 152</p>
--	---	--	---





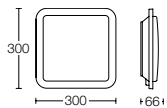
RS D2 S

Noble light figure with sophisticated technology.



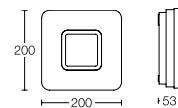
RS M1 S

Elegant accents set.



Highlights

<p>360°</p>	<p>Ambient light</p>	<p>Basic light</p>	<p>Details on the web and on p. 152</p>
-------------	----------------------	--------------------	---

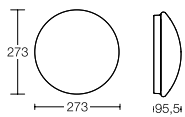


Highlights

<p>360°</p>	<p>Ambient light</p>	<p>Basic light</p>	<p>Details on the web and on p. 152</p>
-------------	----------------------	--------------------	---

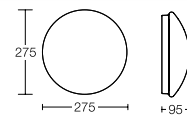
RS 16 S
Evolution of
a classic.

RS 16 L S
Inexpensive. Reliable.
Fits everywhere.



Highlights









	LED	10 %	
Further consumers connectable	Version	Basic light	Details on the web and on p. 152














Highlights

	E27		
Further consumers connectable	Version	5 sec - 15 min	Details on the web and on p. 152

At a glance

Product	Page	Light data			Sensor data			Features			
		 Socket light system	lm Luminous flux	K Light color	 Time setting	 Angle of coverage	 Range	 Connect	 Night light	 Permanent light	 Soft light/dimmable
RS 200 145 SC, with sensor, with Bluetooth 4007841 078782 anthracite C, without sensor, with Bluetooth 4007841 078775 anthracite		Incl. 17,1 W LED	1165 lm	3000 K	10 s – 30 min.	360 °	4 m	Bluetooth*	10 – 100 %	✓	✓
		Incl. 17,1 W LED	1165 lm	3000 K	10 s – 60 min.			Bluetooth*	10 – 100 %		✓
RS 20 146 S, with sensor, without Bluetooth 4007841 079734 white		Incl. 9,4 W LED		3000 K	5 s – 15 min.	360 °	4 m	Cable	10 %		✓
RS D2 148 S, with sensor, without Bluetooth 4007841 052539 silver		Incl. 8,8 W LED		3000 K	5 s – 15 min.	360 °	4 m		10 %		
RS M1 149 S, with sensor, without Bluetooth 4007841 052492 stainless steel		Incl. 8,8 W LED		3000 K	5 s – 15 min.	360 °	4 m	Cable	10 %		
RS 16 150 S, with sensor, without Bluetooth 4007841 035105 Glas 4007841 008383 PMMA		Incl. 9,3 W LED		3000 K	5 s – 15 min.	360 °	4 m	Cable	10 %		
		Incl. 9,5 W LED	958 lm	4000 K	5 s – 15 min.	360 °	4 m	Cable	10 %		
RS 16 L 151 S, with sensor, without Bluetooth 4007841 738013 Glas		Incl. 60 W LED E27			5 s – 15 min.	360 °	4 m	Cable			

Service. Made by STEINEL.

 <p>Online</p>	<p>www.steinel.de/en</p> <ul style="list-style-type: none"> - ProductOverview - Downloads BDAL - FAQ - Newsletter 	<div data-bbox="890 517 1082 568">  <p>Connect App</p>  </div> <div data-bbox="1219 517 1410 568">  <p>CAM light App</p>  </div>
 <p>Personal</p>	<p>Customer service</p> <p>Phone: 01733 366700 Mail: steinel@steinel.co.uk</p>	<p>Original</p> <ul style="list-style-type: none"> - After-sales warranty on original parts / replacement glasses - direct reference over the STEINEL customer service
 <p>Quality</p>	<p>3 years warranty</p> <p>We test each product product before it is delivered and set an example that is unique in the industry. We give a 3-year manufacturer's warranty on all products. More at steinel.de/garantie</p>	 <ul style="list-style-type: none"> - Since 1989, STEINEL the specialist for sensor technology - Developed in Germany - Produced in Europe
 <p>Sustainability</p>	<p>For us, it is a matter of course that all products from from STEINEL comply with European safety standards. European safety standards. steinel.de/nachhaltigkeit</p> <div data-bbox="890 1310 1362 1374">  </div>	
<p>Follow us</p>		

United Kingdom

Steinel UK Ltd
25 Manasty Road
Orton Southgate
Peterborough
PE2 6UP

Sales Office & Technical
01733 366700
www.steinel.de/en



Germany

STEINEL Vertrieb GmbH
Dieselstraße 80 - 84
33442 Herzebrock - Clarholz
Germany

Phone + 49 (0) 5245 -448- 0
Telefax + 49 (0) 5245 -448- 197
www.steinel.de



Your STEINEL partner

