

The digital sensor light system from STEINEL.

Connected Lighting.

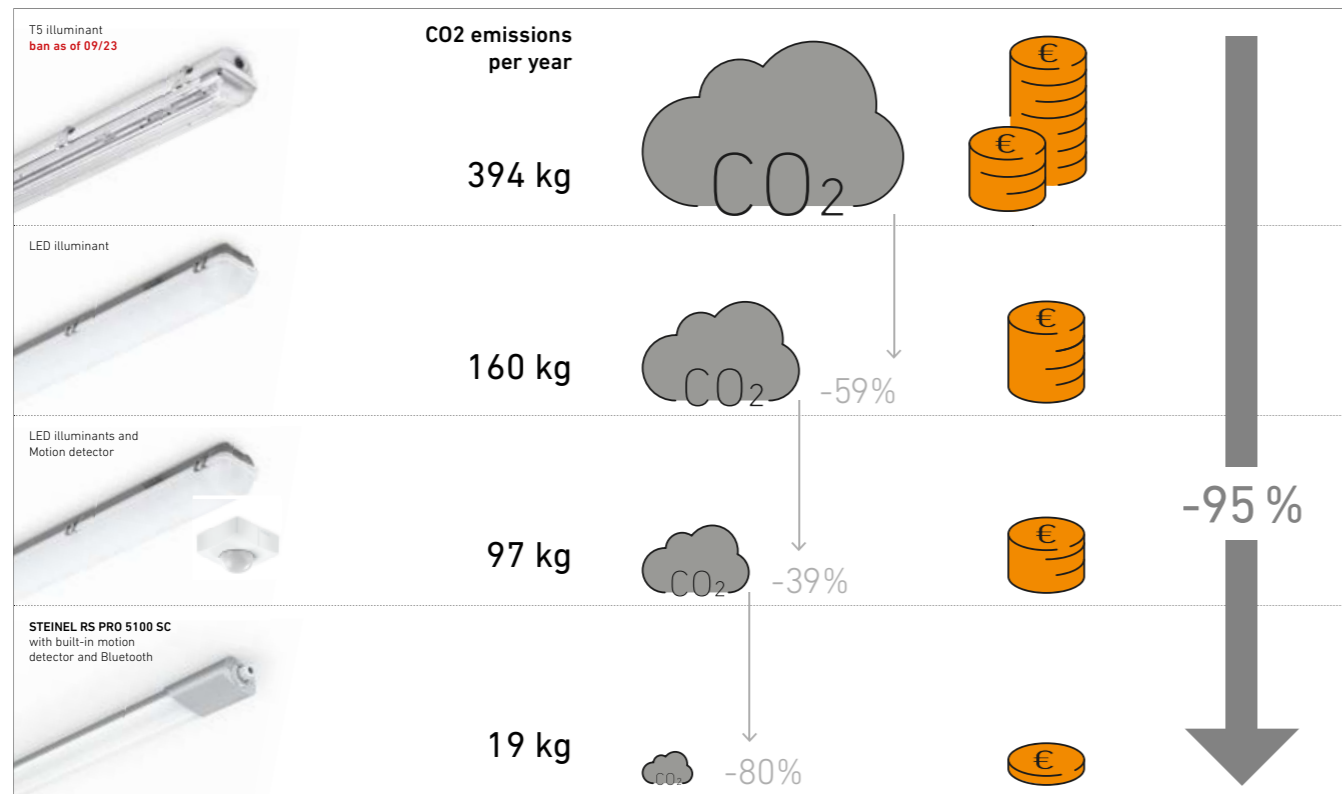
Intelligent lights, sensors and components with built-in Bluetooth Mesh for maximum CO2 and energy savings.



For over 30 years, our sensor lights have been saving energy. Now we're going one step further.

Connected Lighting is a luminaire system that revolutionizes the lighting sector in terms of comfort, energy savings and safety. As a technology leader in sensor technology in combination with modern LED technology, we are using our exper-

ience together with the new Bluetooth Mesh standard as the basis for the lighting innovation of the future. The result: **STEINEL Connected Lighting with integrated control system ensures energy savings of up to 95 %.**



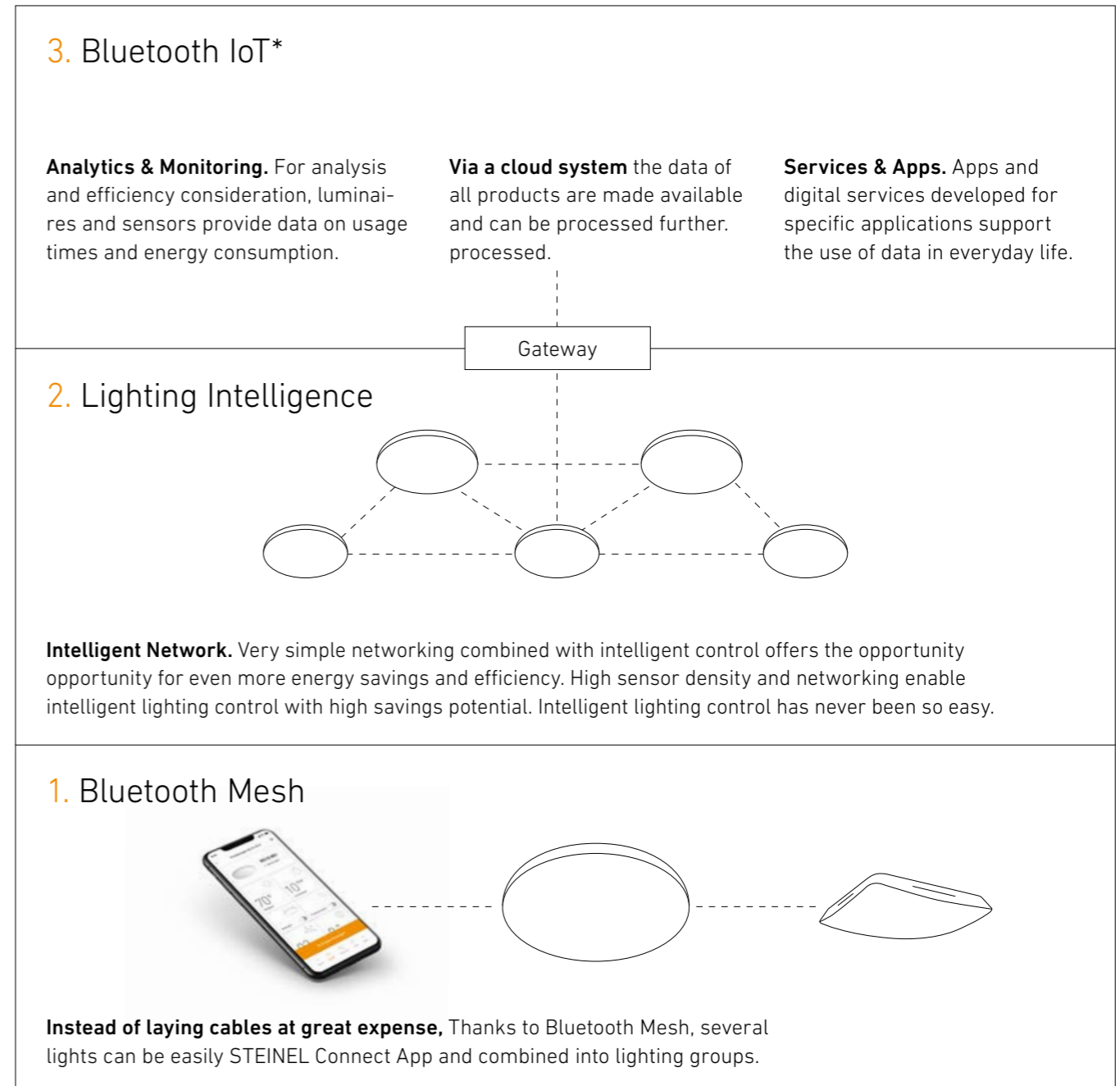
Specification per luminaire and year | Independent measurements by Swiss Lighting Society | Source: INEC Institute, Steinel

<h3>1. Bluetooth</h3> <p>The Bluetooth Mesh Standard provides the basis for secure and simple networking - without any additional cables.</p>	<h3>2. Light</h3> <p>The luminaires we develop and built set the benchmarks in energy efficiency, luminous efficacy and durability.</p>	<h3>3. Sensors</h3> <p>In the field of sensor technology, we are innovation leaders and have the right sensor technology for every application.</p>
---	---	---

This is how Connected Lighting works. Simple planning, installation, adjustment and networking.

As the global standard for wireless data transmission, Bluetooth is used practically everywhere. It is easy to use and transmission is encrypted and gateway-free. More than 100 STEINEL

products can now be set, operated and networked via Bluetooth. **For more flexibility, comfort and energy efficiency.**



Connected Lighting - wireless light management for new construction and renovation.




Components

Extension of the system by switches, dimmers and relays possible and cross-system Control via BT/ Dali gateway or switch actuator.



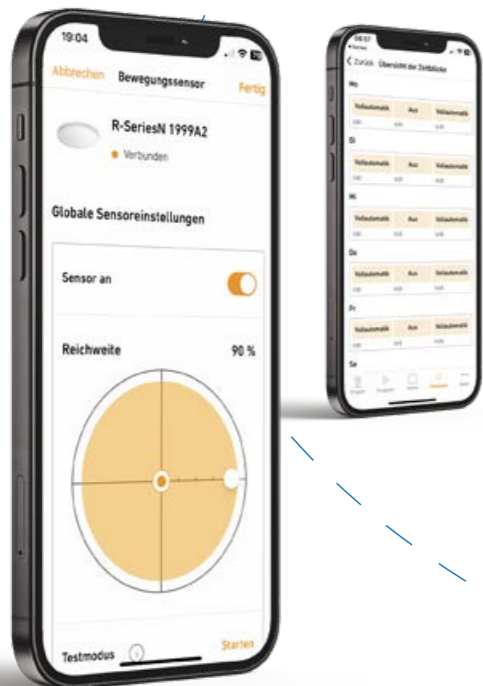
Presence detector

Cross-range networking is possible via Bluetooth Mesh.



Luminaires with integrated motion sensors

Simple 230 V connection, no bus voltage or gateways required. All products communicate wirelessly via Bluetooth Mesh and can thus be intelligently adjusted and networked. If one product fails, the rest of the system continues to run stably.

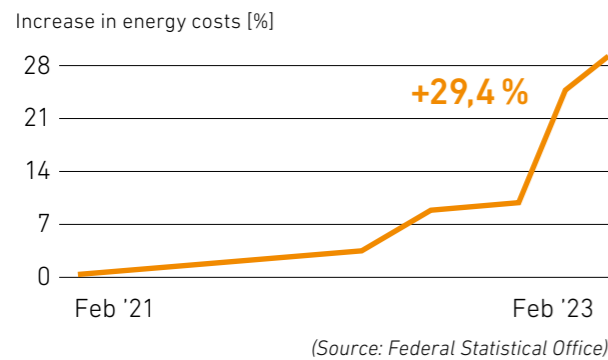


STEINEL Connect App with sequencer function

The STEINEL Connect App lets you commission and set up individual components, products, entire lighting groups and complete projects. What's more, updates and new functions can be easily imported via the app. The Sequencer function turns Connected Lighting into a lighting management system - it can be used to set various scenarios depending on the day and time.

Connected Lighting is ready for today's tasks and ready for future challenges.

Rising Electricity prices



Rising energy prices. While the costs for consumption energy rose only slightly in the period from 2015 to 2021, they have exploded since February 2021 - and there is no end in sight. For this reason, building owners and operators need energy-efficient solutions. In percentage terms, the greatest potential for savings in buildings lies in lighting. Our lighting solutions also increase comfort and safety for occupants and users.

Import ban for fluorescent tubes



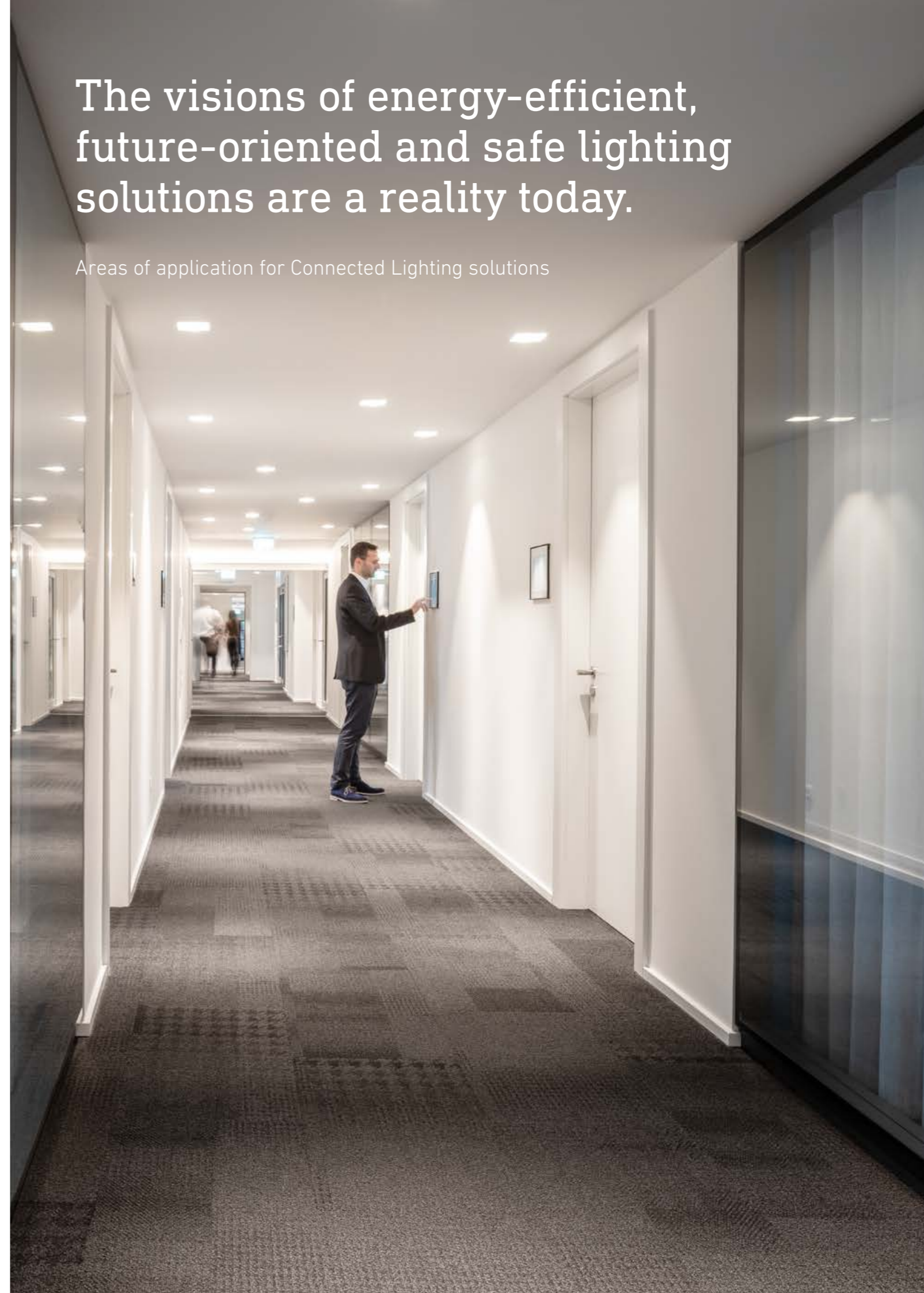
Ban on fluorescent tubes. In February 2022, the EU Commission published new RoHS directives, which restrict the use of hazardous and harmful substances in electrical and electronic equipment. Since August 25, 2023, mercury-containing lamps (T5/T8), as they are currently used in offices, halls or shelves, may no longer be imported, halls or shelves may no longer be imported. Don't just create a short-term transitional solution here, but go straight for the long term, energy efficiency and cost savings. Go for Connected Lighting.

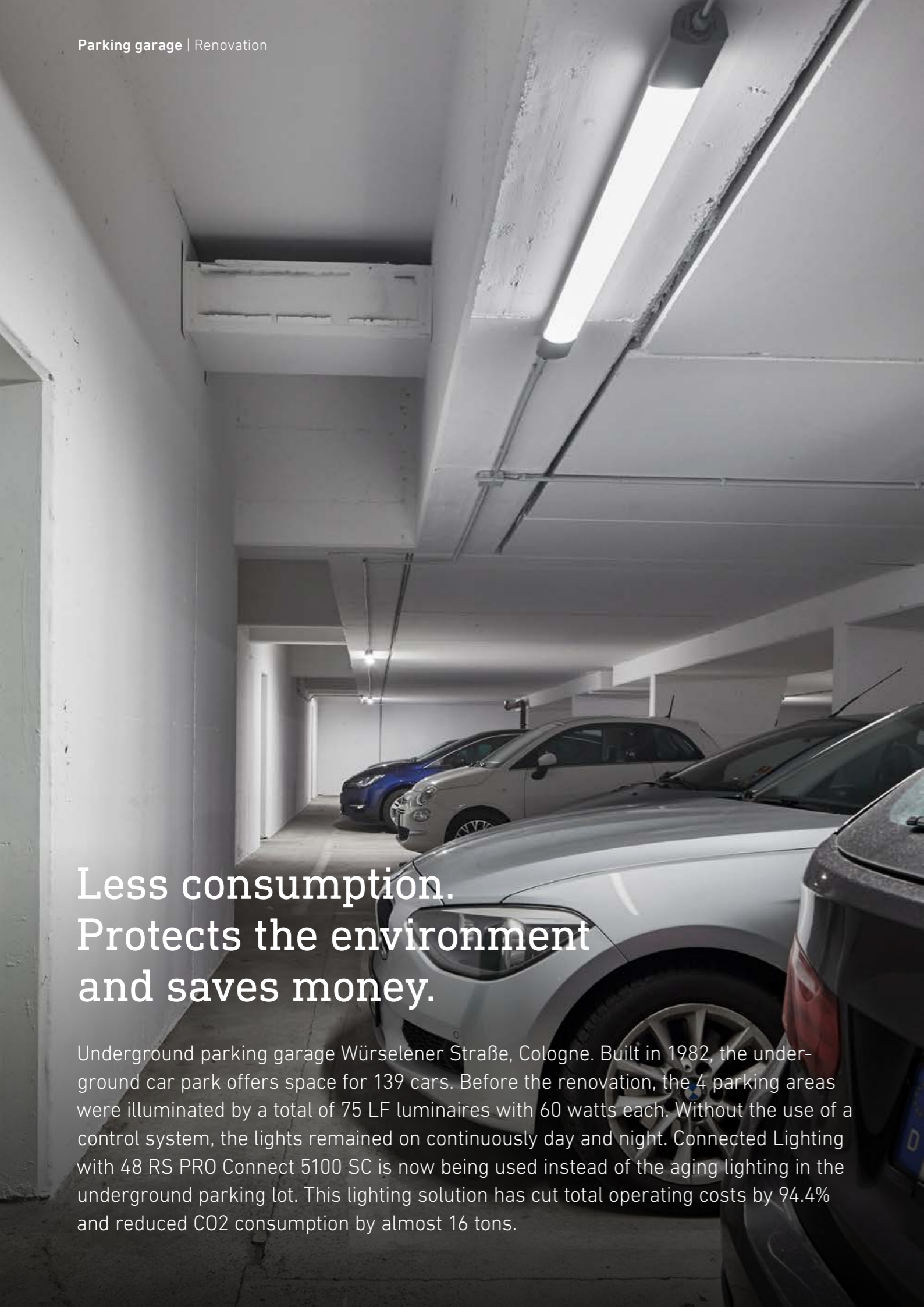
Less CO₂ – more comfort.

Simply less CO₂ and more comfort. In order to be able to achieve the global climate targets, electricity consumption, and thus also the CO₂ produced during electricity generation, must be significantly reduced. In both existing and new buildings, the use of Connected Lighting in the area of lighting allows everyone to make their contribution and at the same time offer users significantly greater comfort and safety.

The visions of energy-efficient, future-oriented and safe lighting solutions are a reality today.

Areas of application for Connected Lighting solutions





Less consumption.
Protects the environment
and saves money.

Underground parking garage Würselener Straße, Cologne. Built in 1982, the underground car park offers space for 139 cars. Before the renovation, the 4 parking areas were illuminated by a total of 75 LF luminaires with 60 watts each. Without the use of a control system, the lights remained on continuously day and night. Connected Lighting with 48 RS PRO Connect 5100 SC is now being used instead of the aging lighting in the underground parking lot. This lighting solution has cut total operating costs by 94.4% and reduced CO2 consumption by almost 16 tons.

RS PRO 5100/5150 SC

 **Bluetooth MESH**



Length 5100: 1370 mm
Length 5150: 1500 mm

LED-Feuchtraumleuchte

- Sliding holder for easy mounting
- max, 42 W, 5940 lumen
- 4000 K neutral white
- 137 lm/W
- Mounting height max. 3.5 m


- For rugged applications IP65 / IK07
- LED 68.000h | L80B10
- Basic light 1-100 %
- Main light 1-100 %
- Throughwiring

Sensor

- 360° HF sensor
- Ø 10 m range
- Shielding plate included
- No unintentional switching off

Connectivity

- Wireless networking via Bluetooth mesh
- Adjustable via APP
- Light ahead thanks to neighbor function
- Group parameterization



Previously, 139 parking spaces in four parking areas were illuminated with 75 fluorescent lamps. Now 48 RS PRO 5100 Connected Lighting luminaires ensure greater safety and maximum energy savings.

Before renovation

Energy consumption with continuous lighting	[kWh]	33.636,74
---	-------	-----------

After renovation

Energy consumption through lighting control	[kWh]	1.796,7
---	-------	---------

Energy saved	[kWh]	31.840
--------------	-------	--------

CO2 emissions saved	[t]	15,9
---------------------	-----	------

Reduction of total cost of ownership	[%]	94,4
--------------------------------------	-----	------

Return of Invest	[Years]	<2
-------------------------	----------------	--------------

<2

Amortization costs for Lighting under 2 years.

-15,9^t

94% less energy consumption and 15.9 tons less CO2.

94%

Energy saving with up to 80% higher light level.

Order details

RS PRO 5100 SC, with sensor and bluetooth

4007841 078881

RS PRO 5100 C, without sensor, with Bluetooth

4007841 079178

RS PRO 5100 SC EM, with sensor, Bluetooth and emergency light

4007841 079161

RS PRO 5100 SC 5C, with sensor, Bluetooth and 5-wire

4007841 079185



About the series



Increase building efficiency, Reduce costs and feel safe and secure throughout the home.

Steinacker residential complex, Zurich. The three buildings with a total of 48 residential units were renovated in 2019. In the course of this, the floor lighting on 5 floors each was also completely changed. The previous E27 luminaires had to be checked often and had an open light shade that was cleaned frequently. The R20 luminaires now installed, with a warm white light, do not require this maintenance. At the same time, 19 emergency lighting modules are now installed, which meet the legal requirements for escape and rescue routes.

RS PRO R-Series



 **Bluetooth® MESH**

Luminaire

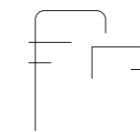
- LED sensor interior lights
- 2 light colors
- Impact resistant IK07
- LED 60.000h | L80B10
- Basic light 1–100 %
- Main light 1–100 %
- Adjustable fade times when switching on / off
- Backlight function
- Soft light start
- Optional emergency light module (battery)
- Suitable for operation on a central battery system

Sensor

- 360° HF sensor
- Ø 1–10 m Range
- Shielding plate inclusive
- No unintentional Switching off

Connectivity

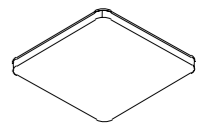
- Wireless networking via Bluetooth Mesh
- Adjustable via APP
- Neighbor function
- Group parameterization




15 floors were lit with 105 E27 luminaires and light switches. Maintenance was intensive and there was often up to 24 hours of continuous light. Now 91 R20 luminaires provide significantly more comfort and lower costs.




Optional emergency light module for the RS PRO R series, automatically switches an LED emergency light (107 lm) according to EN 60598-2-22 for 3 hours in case of a power failure. The module is simply plugged into the luminaire by Plug & Play.



Also available in square design with the same mounting module.



Impact resistant IK07 luminaire cover against vandalism.



4 light functions (basic, back, main and emergency light)

Order details

- RS PRO R20 PLUS, round, with backlight, 4000 K
- RS PRO R20 PLUS, rund, mit Backlight, 3000 K
- RS PRO R20 PLUS, square, with backlight, 4000 K
- RS PRO R20 PLUS, square, with backlight, 3000 K

- 4007841 067724
- 4007841 067755
- 4007841 067731
- 4007841 067748



About the series



Cross-linkable luminaires that work even under the toughest conditions function reliably.

The S-Series with Bluetooth Mesh is used whenever high impact resistance and protection against vandalism are required. In addition to the external highlights, the reliable Bluetooth Mesh technology inside ensures simple and wireless networking of the luminaires. In this way, groups of luminaires can be formed to provide light ahead, while illuminating stairwells, corridors and hallways with maximum energy efficiency and safety.

RS PRO S-Series Bluetooth MESH



Luminaire

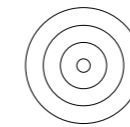
- LED sensor interior lights
- Impact resistant IK07 (RS PRO S20 SC)
- Basic / main light 7-100 %
- Adjustable fade times when switching on / off

Sensor

- 360° HF sensor
- Ø 1-8m Range
- Shielding plate included
- No unintentional switching off

Connectivity

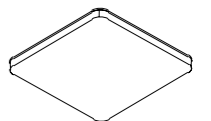
- Wireless networking via Bluetooth Mesh
- Adjustable via APP
- Neighbor function
- Group parameterization



The integrated 360° high-frequency sensor switches the light without delay. Adjacent rooms can be blanked out from detection via the shielding plates - another step against light pollution.




Setting and networking are easy via Connect App and thanks to the neighbor group function, light can be set ahead. For adjustments and security, there are three roles (admin, installer, user).




Also available in square design.




Impact resistant IK10 cover with IP65 luminaire version.



S10
Ø 300 mm



S20
Ø 300 mm



S30
Ø 350 mm



S30 Q
331x331 mm

2 shapes, 2 light colors and 3 luminaire covers.

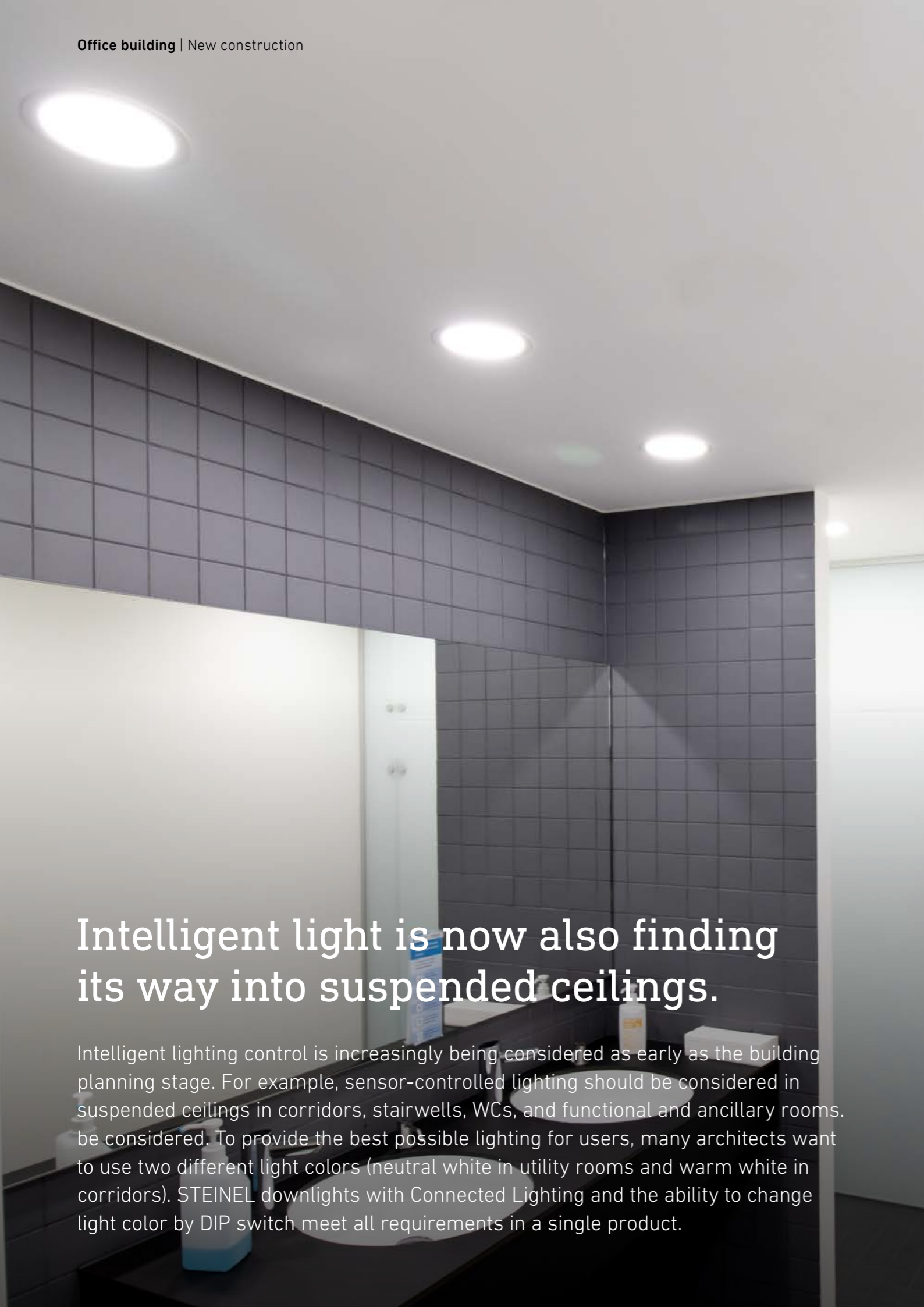
Order details

- RS PRO S10 SC PC, IK07, 3000 K
- RS PRO S20 SC IP65, IK10, 3000 K
- RS PRO S30 SC PMMA, IK07, 3000 K
- RS PRO S30 Q SC, IK07, 3000 K

- 4007841 081096
- 4007841 079789
- 4007841 068059
- 4007841 067526



About the series



Intelligent light is now also finding its way into suspended ceilings.

Intelligent lighting control is increasingly being considered as early as the building planning stage. For example, sensor-controlled lighting should be considered in suspended ceilings in corridors, stairwells, WCs, and functional and ancillary rooms. To provide the best possible lighting for users, many architects want to use two different light colors (neutral white in utility rooms and warm white in corridors). STEINEL downlights with Connected Lighting and the ability to change light color by DIP switch meet all requirements in a single product.

RS PRO DL-Series

Bluetooth® MESH



Luminaire

- LED sensor recessed ceiling light
- 2 sizes (150, 200 mm)
- 3 light colors selectable via DIP switch 3000 / 4000 / 5700 K
- Room side IP54
- LED >54.000 h | L80B10
- Basic light 15–100 %
- Main light 15–100 %
- Fade time
- Installation height max. 4 m

Sensor

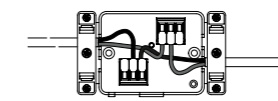
- 360° HF sensor
- Ø 7 m Range
- No unintentional Switching off

Connectivity


- Wireless networking
- Adjustable via APP
- Light ahead thanks to neighbor function
- Group parameterization



Special adapter ring for existing holes in the renovation.



The downlights can be easily connected via Wago terminals.



The color temperature is changed via DIP switch directly on the downlight.



The RS PRO DL 200 SC has a light output of more than 120 lm/W

The luminaires are IP54 tested on the room side and are protected against dust and splash water. This means that they can also be used in WCs.

Order details

RS PRO DL 150, with sensor and Bluetooth Mesh
 Adapter ring for DL 150
 RS PRO DL 200, with sensor and Bluetooth Mesh
 Adapter ring for DL 200

4007841 084998
 4007841 087364
 4007841 085292
 4007841 087371



About the series



Connected Lighting also provides outside buildings for more comfort and safety.

The outdoor areas of residential quarters provide access to the entrance areas of the individual individual buildings. The GL 85 can be used for the lighting design of the paths. The soft light start of the luminaires creates a pleasant lighting ambience on the paths to the houses. The wireless Bluetooth networking of the luminaires also provides light ahead, so that there are no dark and unlit areas. Matching the path luminaires is the wall luminaire L 845 available.

RS PRO Cube-Series

Bluetooth® MESH



Luminaire

- LED Sensor Wall and Path Light Series
- Path light in two heights (600 / 900 mm)
- Color temperature 3000 K
- 60.000h | L80B10
- Basic light 10–100 %
- Main light 10–100 %
- Soft light start
- Fade time 4 hours permanent light
- Twilight switch

Sensor

- intelligent 160° HF sensor
- Ø 1–5 m Range

Connectivity

- Wireless networking
- Adjustable via APP
- Light ahead thanks to neighbor function
- Group parameterization



Wall and path luminaires provide uniform and safe illumination.



The grouping of the luminaires for light running ahead provides greater safety.



Adjustable overtravel times accompany residents safely all the way inside the building.

„The Cube PRO series is technologically and in design the perfect outdoor lighting.“

Heiner Westphal Jr, Elektro Westphal



About the series

RS PRO L 845 Wall light

- with sensor and Bluetooth 4007841 078645
- without sensor, with Bluetooth 4007841 078638

RS PRO GL 85 Path light

- 600 mm, with sensor and Bluetooth 4007841 078669
- 600 mm, without sensor, with Bluetooth 4007841 078652
- 900 mm, with sensor and Bluetooth 4007841 078683
- 900 mm, without sensor, with Bluetooth 4007841 078676

IS 180 digi HD. Revolutionary infrared sensor technology.

No more time-consuming delimitation of the sensor area! The nine detection zones can be easily activated or deactivated individually and digitally. Commissioning, setting and wireless networking are child's play thanks to the app and Bluetooth. By combining five pyro sensors and innovative mirror technology, we have succeeded in bringing radial detection much closer to tangential detection.

IS 180 digi HD

 **Bluetooth MESH**



Sensor

- Flat design for every building
- Infrared sensor technology hidden in the product
- Quality of sensor detection independent of the walking direction

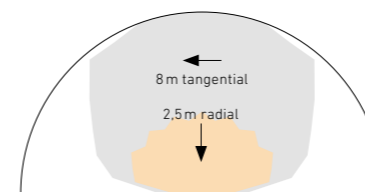
- Sensitivity of the 9 detection areas can be set digitally via the STEINEL Connect app
- 100% secure - commissioning engineer decides on access rights

- 180°, max. 9 m range

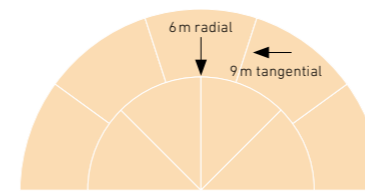
Connectivity

- Wireless networking
- Adjustable via APP

A significantly better coverage as conventional infrared motion detectors



Conventional infrared technology



The new digi sensor technology



180° infrared sensor



Max. radius 9 m



Max. 2 m mounting height



9 detection zones individually adjustable

IS 180 digi HD

white
anthracite

4007841 066109

4007841 066079



To the product

A system with advantages for all involved.

Connected Lighting creates many benefits, from planning installation and building maintenance.

Planner

- Light, motion detector and brightness meter in one
- Networking, grouping, neighbor function - without additional wiring
- Complete luminaire system with integrated sensor technology
- Suitable for use in new construction and renovation
- Emergency lighting variants for the planning of escape and rescue routes
- Suitable for operation on central battery systems
- One system for indoor and outdoor

Installers

- Easy installation: the luminaire only needs to be connected to 230 V
- Tool-free commissioning via the STEINEL Connect App
- Wirelessly adjustable and networkable, easy creation of luminaire groups
- Emergency lighting module can be retrofitted without tools, certified according to DIN EN60598-2-22

Operator

- Top efficiency of up to 140 lm/W
- Up to 95% savings in electricity and maintenance costs
- Eligible for federal funding for efficient buildings (BEG)
- Comfortable lighting system
- Future-proof due to Bluetooth / possible IOT connection
- Extremely durable LED light
- 5 years manufacturer warranty







**„We opted for the lighting solution from STEINEL,
because in our opinion we believe it is the best
and most up-to-date solution on the market.”**

Mr. Schauer, Managing Director of Gevetec

Installed: 451 x RS PRO 5100 SC






„The aim of the project was to create a long-term, long-lasting and, above all, energy-efficient lighting solution for our freight area to find.”

Michael Obermaier, Energy Management and Analysis Expert, Munich Airport

Installed: 1300 x RS PRO 5100 SC, 200 x IR Quattro HD 2





„We are very satisfied with the new STEINEL-lighting. The parking garage is better lit and when there is no activity, the light is dimmed. This maintains the feeling of safety, but achieves maximum energy savings.“

Kuno Kamstra, Sustainability and Energy Consultant / Systems Engineer, MST

Installed: 750 x RS PRO 5100 SC, 44 x R-Series



STEINEL UK Ltd
25 Manasty Road
Orton Southgate
Peterborough PE2 6UP

Phone +44-1733-366-700
Fax +44-1733-366-701
www.steinell.co.uk



Please scan QR-Code for
more international distributors

