



More than just light.

Sensor lights and smart design
for greater comfort, safety and atmosphere.

We have been making light smarter for over 35 years.

Whether for your home, garden, patio or driveway – indoors or outdoors: with sensor-controlled lighting from STEINEL, you can rely on comfort, safety and energy efficiency. To this end, we develop and manufacture sensors and lights that set standards worldwide.

Enjoy the feeling of light that simply thinks for itself – with technology from STEINEL.

About STEINEL

Our lighting solutions	4
Connected Lighting	6

Products







Modern lights	8
Classic lights	54
Functional lights	70
Spotlights	84
Solar lights	108
Motion detectors	120



Developed in Germany. Manufactured in Europe.

STEINEL stands for quality "Made in Europe". Our outdoor lights are developed in Germany and manufactured in European factories – with the highest standards of precision, design and sustainability. The use of highly efficient LEDs permanently reduces energy consumption and ensures a long service life. The result: reliable, resource-saving products that guarantee safety and comfort for many years to come.

We offer the right solution for every application:

 <p>Outdoor luminaires with built-in sensors only switch on when needed – this saves energy, increases safety and ensures comfortable and sustainable lighting.</p>	 <p>Bluetooth Connect products (SC and C) can be networked wirelessly, controlled via app and switched synchronously – for comprehensive lighting without additional cabling.</p>
 <p>Solar lights with high-quality solar modules combined with powerful batteries and efficient LED technology provide independent, electricity-free lighting – without any cable installation.</p>	 <p>CAM lights from STEINEL combine modern LED technology with a high-quality camera and intercom system. Connected via Wi-Fi, visitors can be seen and addressed in real time via smart-phone – even when you are on the move.</p>
 <p>Outdoor lights with integrated twilight sensors switch on when it gets dark and switch off again at daybreak. This allows you to enjoy atmospheric lighting around your home at all times – conveniently and energy-efficiently.</p>	 <p>Outdoor lights without sensors are simply switched on and off as required using a light switch. This means that sensor controlled and manual lights can be combined and networked in the same design.</p>

Connected Lighting Intelligent lighting. Simply via app.

 **Bluetooth®
MESH**

Bluetooth-enabled lights offer greater convenience, control and efficiency.

Once connected to the mains, they can be controlled and grouped together using the free STEINEL app. This allows several lights to be switched on together – for example, when a sensor detects movement on the garden path and switches on all the lights at the same time.

Advantages of connected lighting

Dimmable and flexible

The lights can be adjusted continuously. This ensures that you always have the right brightness – whether functional, cosy or economical. At the same time, dimming extends the service life of the LEDs.

Schedules & automation

The STEINEL Connect app can be used to set up fixed schedules that adapt to everyday life. In combination with motion detectors, the light is only switched on when needed – this ensures comfort and avoids unnecessary consumption.

Individual lighting scenes

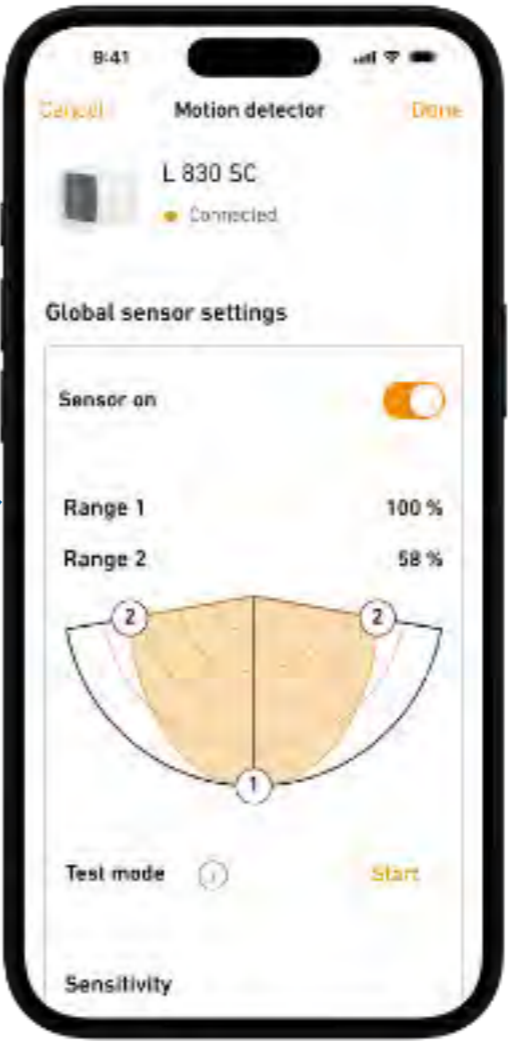
With just a few clicks, scenes can be created for specific situations: inviting light at the entrance, atmospheric terrace or bright working light. Scenes can be saved and called up at any time.

Energy and cost efficiency

LED technology, dimmability and demand based control significantly reduce energy consumption – savings of up to 90% are possible. This is good for both the environment and your wallet.

Networked control

Thanks to Bluetooth Mesh, all STEINEL Connect products can be networked across the entire range and controlled centrally. Grouping, expansion or changes can be made easily at any time – without any additional cabling.



Modern outdoor lights.

Wall lights from STEINEL combine stylish design with intelligent technology – for lighting solutions that enhance any facade. They offer comfortable lighting, smart functions and create an atmosphere that warmly welcomes guests and residents alike.



L 800 SC | L 810 SC

Smart lighting. Stylishly integrated.



L 800 SC | Downlight
anthracite



L 810 SC | Up-/ Downlight
anthracite



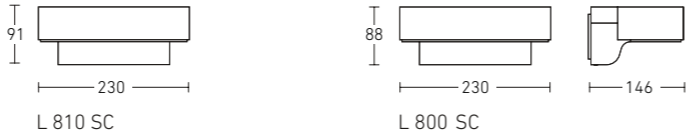
silver

Order details

4007841 065690	L 800 SC	anthracite
4007841 087555	L 800 SC	silver
4007841 065706	L 810 SC	anthracite
4007841 087562	L 810 SC	silver

Without motion detector

4007841 079291	L 800 C	anthracite
4007841 079307	L 810 C	anthracite



Technical

L 800 SC: 7,5 W / 466 lm / 3000 K
L 810 SC: 9,8 W / 679 lm / 3000 K

Sensor 160°, 1-5 m, mounting height max. 2.5 m, invisible iHF sensor, networking and adjustment via Bluetooth, adjustable continuous light, basic light and main light, elegant soft light start, effective lighting downwards (L 800 SC) / upwards and downwards (L 810 SC)

This product contains a light source with energy efficiency class E (L800) D (L810)



L 820 SC

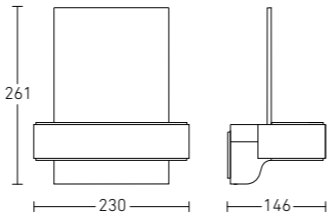
The ideal stage for your house number.



silver

Order details

4007841 065713	L 820 SC	anthracite
4007841 087579	L 820 SC	silver



Technical

9.8 W / 679 lm / 3000 K, sensor 160°, 1-5 m, mounting height max. 2.5 m, invisible iHF sensor, networking and adjustment via Bluetooth, adjustable continuous light, basic light and main light, elegant soft light start, effective illumination of house number, including house number arch

This product contains a light source with energy efficiency class D

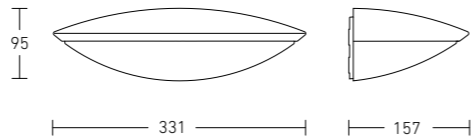


Modern lights

Professional Line

L 825 SC

Light at its best. Controlled via app.



Order details

[4007841 059903](#) L 825 SC anthracite

Technical

9.87 W / 707 lm / 3000 K, sensor 160°, 1-5 m, mounting height max. 2.5 m, invisible iHF sensor, networking and adjustment via Bluetooth, adjustable continuous light, basic light and main light, elegant soft light start

This product contains a light source with energy efficiency class E



L 830 | L 835 | L 840 SC

Architectural lighting with brains.



L 830 SC



L 838 SC



L 840 SC



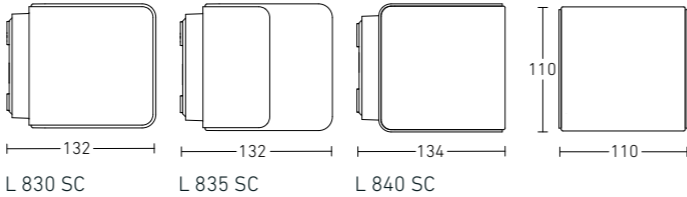
silver

Order details

4007841 055493	L 830 SC	anthracite
4007841 055509	L 830 SC	silver
4007841 055516	L 835 SC	anthracite
4007841 055523	L 835 SC	silver
4007841 055530	L 840 SC	anthracite
4007841 055547	L 840 SC	silver

Without motion detector

4007841 079253	L 830 C	anthracite
4007841 079260	L 835 C	anthracite
4007841 079277	L 840 C	anthracite



Technical

L 830 SC: max. 523 lm
L 835 SC: max. 616 lm
L 840 SC: max. 319 lm

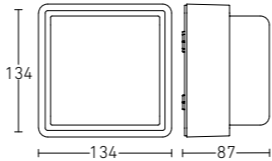
9.1 W / 3000 K, sensor 160°, 1-5 m, mounting height max. 2.5 m, invisible iHF sensor, networking and adjustment via Bluetooth, adjustable continuous light, basic light and main light, elegant soft light start

This product contains a light source with energy efficiency class F



L 845 SC

Intelligent lighting meets modern design.



Order details

[4007841 078645](#) L 845 SC anthracite

Without motion detector

[4007841 078638](#) L 845 C anthracite

Technical

845 SC: 9 W / 655 lm / 3000 K
845 C: 9 W / 719 lm / 3000 K

Sensor 160°, 1-5 m, mounting height max. 2.5 m, invisible iHF sensor networking and adjustment via Bluetooth, adjustable continuous light, basic light and main light, elegant soft light start

This product contains a light source with energy efficiency class F




GL 80 SC

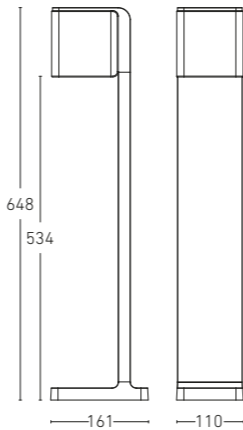
Light that adapts to your garden.



silver



anthracite



Order details

4007841 055479	GL 80 SC	anthracite
4007841 055486	GL 80 SC	silver

Without motion detector

4007841 079284	GL 80 C	anthracite
--------------------------------	---------	------------

Technical

960 lm / 9.1 W / 3000 K, sensor 160°, 1-5 m, invisible iHF sensor, networking and adjustment via Bluetooth, adjustable continuous light, basic light and main light, elegant soft light start

This product contains a light source with energy efficiency class F



GL 85 SC 600 | 900

Elegance that illuminates the way.



Order details		
4007841 078683	GL 85 SC 900	anthracite
4007841 078669	GL 85 SC 600	anthracite
Without motion detector		
4007841 078676	GL 85 C 900	anthracite
4007841 078652	GL 85 C 600	anthracite

Technical	
GL 85 SC 900 600:	9 W / 655 lm / 3000 K
GL 85 C 900 600:	9 W / 719 lm / 3000 K
Sensor 160°, 1-5 m, invisible iHF sensor, networking and adjustment via Bluetooth, adjustable continuous light, basic light and main light, elegant soft light start	

This product contains a light source with energy efficiency class F



L 270 | 271 digi SC

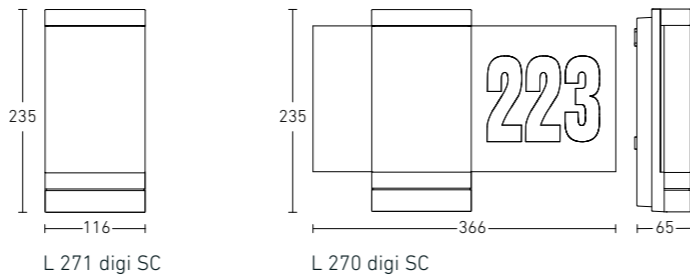
Perfectly designed. Light that thinks for itself.



L 271 digi SC



L 270 digi SC



Order details

4007841 067212	L 271 digi SC	anthracite
4007841 067205	L 270 digi SC	anthracite

Without motion detector

4007841 068714	L 271 digi C	anthracite
--------------------------------	--------------	------------

Technical

L 271 digi: 7,8 W / 637 lm / 3000 K
L 270 digi: 6,6 W / 566 lm / 3000 K

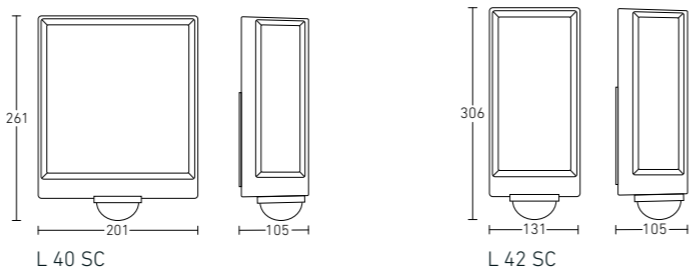
Sensor 180°, 8 m, mounting height max. 2.5 m, 3 detection zones can be digitally activated/deactivated, networking and adjustment via Bluetooth, adjustable continuous light, basic light and main light, elegant soft light start, L 270 digi SC with self-illuminated house number panel, including house number sheet

This product contains a light source with energy efficiency class E



L 40 | 42 SC

Digital control. Visibly more light.



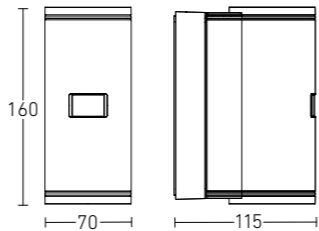
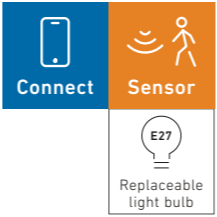
Order details		
4007841 085247	L 40 SC	anthracite
4007841 085261	L 42 SC	anthracite
Without motion detector		
4007841 085230	L 40 C	anthracite
4007841 085254	L 40 C	anthracite

Technical
L 40 SC: 12,9 W / max. 930 lm / 3000 K
L 42 SC: max. 13 W / max. 889 lm / 3000 K
Sensor 180°, 12 m, mounting height max. 2.5 m, networking and adjustment via Bluetooth, adjustable continuous light, basic light and main light, elegant soft light start
L 40: This product contains a light source with energy efficiency class E (with sensor) or F (without sensor) L 42: This product contains a light source with energy efficiency class F (with sensor) or E (without sensor)



L 940 SC

Slim. Smart. Sensor-controlled.



Order details

[4007841 087739](#) L 940 SC anthracite

Without motion detector

[4007841 087746](#) L 940 C anthracite

[4007841 087753](#) L 940 anthracite

Technical

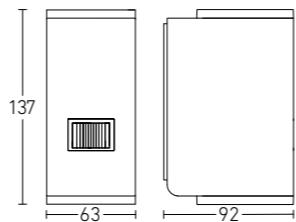
2x 620 lm, 14.5 W, 3000 K, sensor 180°, 8.5 m, mounting height max. 4 m, networking and adjustment via Bluetooth, GU10 LED bulb replaceable.

This product contains a light source with energy efficiency class F.



L 930 S

Light that brings facades to life.



Order details			
4007841 067199	L 930 S	anthracite	
Without motion detector			
4007841 078713	L 930	anthracite	

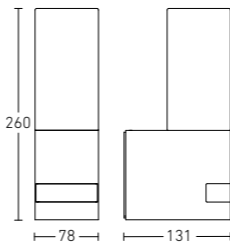
Technical
457 lm, 9.3 W, 3000 K, sensor 140°, 12 m, mounting height max. 2.5 m, up/downlight, adjustable continuous light and basic light, elegant soft light start, networking via cable (max. 10 lights), aluminium housing

This product contains a light source with energy efficiency class D



L 605 S

Light aesthetics in its most beautiful form.



Order details			
4007841 065287	L 605 S	anthracite	
Without motion detector			
4007841 069506	L 605	anthracite	

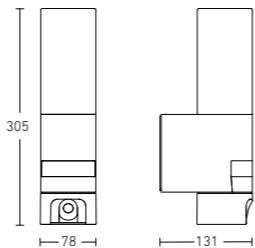
Technical
729 lm, 11.3 W, 3000 K, sensor 180°, 10 m, mounting height max. 2 m, adjustable basic light and continuous light, elegant soft light start, 4 intelligent programmes, aluminium housing with opal glass.

This product contains a light source with energy efficiency class E



L 625 CAM SC

Smart. Safe. Intelligent.




Order details

[4007841 092597](#) L 625 CAM SC anthracite

Technical

925 lm, 14 W, 3000 K, 180° sensor, 10 m, max. mounting height 2 m, 2K camera, intercom, local recording on micro SD, adjustable basic and main light, IP44, aluminium housing with opal glass

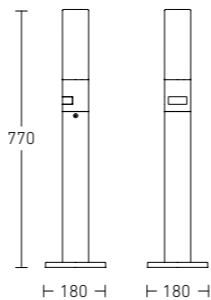
This product contains a light source with energy efficiency class E



With the **STEINEL CAM app**, you can always see who is at the door. Sharp live images, intercom function, scheduled recording and instant push notifications ensure convenience and security – easily controlled via smartphone, even when you are on the move.

GL 65 S

Lights the way. And thinks for itself.



Order details

[4007841 069476](#) GL 65 S anthracite

Without motion detector

[4007841 069469](#) GL 65 anthracite

Technical

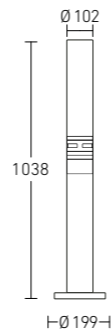
575 lm, 8.7 W, 3000 K, sensor 180°, 8 m, adjustable basic light and continuous light, elegant soft light start, 4 intelligent programmes, aluminium housing with opal glass

This product contains a light source with energy efficiency class E



GL 60 S

Light for paths you enjoy walking.



Order details

[4007841 007881](#)

GL 60 S stainless steel

Technical

781 lm, 9.8 W, 3000 K, 360° sensor, max. Ø 24 m, including LED bulb, elegant soft light start, adjustable continuous light and basic light, base can be shortened, high-quality opal glass

This product contains a light source with energy efficiency class F



L 240 S

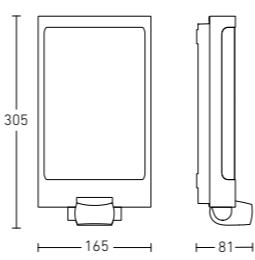
Style meets safety.



stainless steel



anthracite



Order details

4007841 010461	L240 S	stainless steel
4007841 056506	L240 S	anthracite

Technical

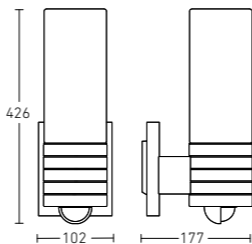
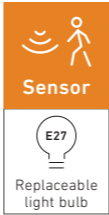
946 lm, 9.3 W, 3000 K, sensor 180°, max. 10 m, mounting height max. 3 m, stainless steel cover, sensor can be swivelled vertically by 90°

This product contains a light source with energy efficiency class D



L 260 S

Straightforward. Bright. Reliable.



Order details

[4007841 007874](#) L260 S stainless steel

Technical

703 lm, 9.9 W, 3000 K, sensor 240°, Ø max. 24 m, mounting height max. 6 m, including LED light source, elegant soft light start, optional continuous light 4 hours, high-quality opal glass

This product contains a light source with energy efficiency class F



L 910 S

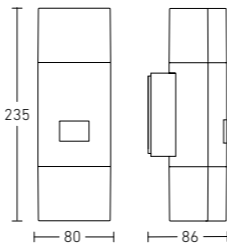
Clear design. Strong effect.



anthracite



silver



Order details

4007841 576202	L 910 S	anthracite
4007841 576219	L 910 S	silver

Without motion detector

4007841 078720	L 910	anthracite
--------------------------------	-------	------------

Technical

797 lm, 9.8 W, 3000 K, sensor 180°, 5/12 m, mounting height max. 2.50 m, can be networked via cable, sensor integrated so as to be almost invisible, effect lighting on the wall, elegant soft light start, optional continuous light for 4 hours.

This product contains a light source with energy efficiency class E



L 20 S

Reliable light for every day.



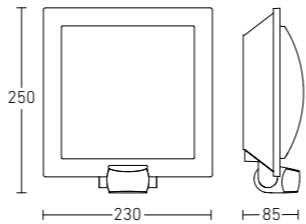
anthracite



stainless steel

Order details

4007841 035693	L 20 S	anthracite
4007841 566814	L 20 S	stainless steel



Technical

Max. 60 W / E27, sensor 180°, max. 10 m, mounting height max. 3 m, elegant ambient light, impact-resistant IK07, sensor 90° vertically swivelling

Suitable for LED bulbs



L 22 S

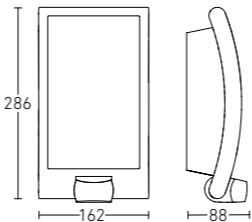
Classic in appearance. Modern in thinking.



anthracite



stainless steel



Order details

4007841 035709	L 22 S	anthracite
4007841 009816	L 22 S	stainless steel

Without motion detector

4007841 069254	L 22	anthracite
--------------------------------	------	------------

Technical

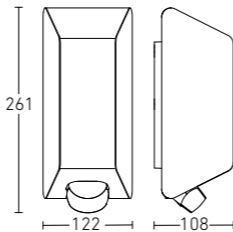
Max. 60 W / E27, sensor 180°, max. 10 m, mounting height 3 m, elegant ambient light, impact-resistant IK07, sensor 90° vertically swivelling

Suitable for LED bulbs



L 30 S

Light that welcomes you.



Order details			
4007841 068899	L 30 S	anthracite	
Without motion detector			
4007841 068882	L 30	anthracite	

Technical	
Max. 15 W / E27, sensor 180°, max. 10 m, mounting height max. 3 m, elegant ambient light, impact-resistant IK07, sensor 90° vertically swivelling	
Suitable for LED bulbs	



L 12 S

Small in size. Big in light.



anthracite



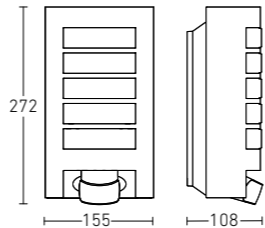
silver

Order details

4007841 657819	L 12 S	anthracite
4007841 657918	L 12 S	silver

Without motion detector

4007841 069155	L 12	anthracite
--------------------------------	------	------------



Technical

Max. 60 W / E27, sensor 180°, max. 10 m, mounting height max. 3 m,
sensor 90° vertically swivelling

Suitable for LED bulbs



Classic meets sensor technology.

State-of-the-art lighting technology – reliably packaged in a timeless, elegant design. That's STEINEL too. Whether for classic architecture or individual preferences: we offer the right lighting solution for every requirement.

Functional, stylish – and made for you.



L 400 S

The classic. Completely upgraded.



white

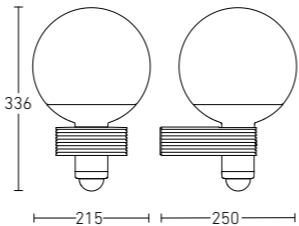


black

Order details

[4007841 611118](#)
[4007841 611019](#)

white
black



Technical

Max. 60 W / E27, sensor 240°, max. 12 m, mounting height max. 6 m, adjustable continuous light and basic light, elegant soft light start, hand-blown crystal glass with decorative bubble inclusion

Suitable for LED bulbs.



L 115 S

Particularly vigilant. And a bright spark.



white



anthracite

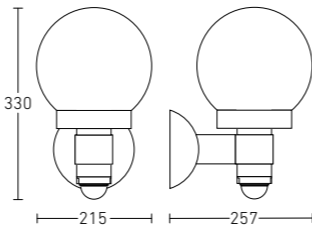
Order details

4007841 657413	L 115 S	white
4007841 059880	L 115 S	anthracite

Technical

Max. 60 W / E27, sensor 240°, max. 12 m, mounting height max. 6 m, adjustable continuous light and basic light, elegant soft light start, hand-blown glass ball.

Suitable for LED bulbs.



L 560 S

Classic shape. Intelligent light.



black



white

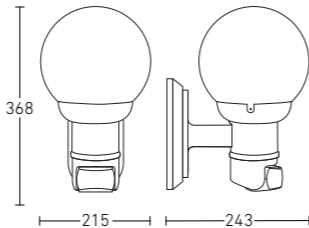
Order details

4007841 634216	L 560 S	black
4007841 634315	L 560 S	white

Technical

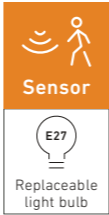
Max. 60 W / E27, sensor 140°, max. 12 m, mounting height max. 3 m, hand-blown crystal glass.

Suitable for LED bulbs.



L 585 S

Timelessly beautiful. Automatically bright.



anthracite



black



white

Order details

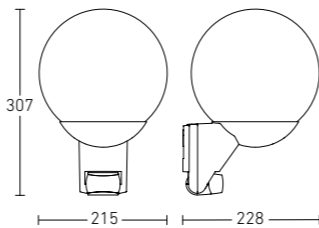
[4007841 035723](#)
[4007841 005535](#)
[4007841 005917](#)

L 585 S anthracite
L 585 S black
L 585 S white

Technical

Max. 60 W / E27, sensor 180°, max. 12 m, mounting height max. 3 m,
hand-blown glass ball.

Suitable for LED bulbs.



L 15 S

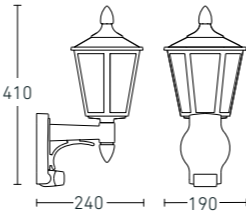
Classic in design. Modern in thinking.



black



white



Order details

4007841 617813	L 15 S	black
4007841 617912	L 15 S	white

Without motion detector

4007841 069179	L 15	black
4007841 069186	L 15	white

Technical

Max. 60 W / E27, sensor 180°, max. 10 m, mounting height max. 3 m, sensor 90° vertically swivelling

Suitable for LED bulbs



L 190 S

Timelessly beautiful look. Timelessly beautiful light.



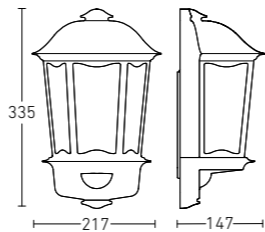
white



black

Order details

4007841 644512	L190 S	white
4007841 644413	L190 S	black



Technical

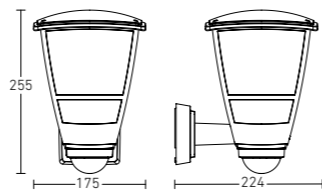
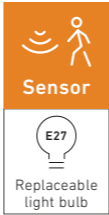
Max. 100 W / E27, sensor 180°, 5/12 m, mounting height max. 4 m,
optional basic light 0-50% and continuous light 4 hours, elegant
soft light start

Suitable for LED bulbs



L 10 S

Nostalgia meets modernity.



Order details

[4007841 084769](#) L 10 S black

Without motion detector

[4007841 084752](#) L 10 black

Technical

Max. 15 W / E27, sensor 180°, max. 7.5 m, mounting height max. 3 m, integrated reflector foil for optimum illumination.

Suitable for LED bulbs





Functional lights that think for themselves.

At STEINEL, functionality is the focus – from elegant house number lights to sensor-controlled ceiling lights with four individually adjustable sensor areas. Well thought-out down to the last detail.

For intelligent solutions that adapt – and simply work. For you.

L 690 S | 691 S

Square. Functional. Reliable.



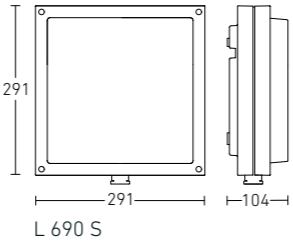
L 690 S



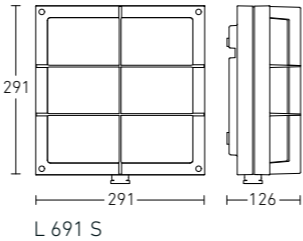
L 691 S

Order details

4007841 053000	L 690 S	anthracite
4007841 053031	L 691 S	anthracite



L 690 S



L 691 S

Technical

L 690 S: 8,5 W / 700 lm / 3000 K
L 691 S: 8,5 W / 576 lm / 3000 K

360° sensor, 7 m, max. mounting height 2.5 m, can be networked via cable, adjustable continuous light and basic light, elegant soft light start, 4 intelligent programmes, aluminium housing, IK07, L 690 S Including house number sheet

This product contains a light source with energy efficiency class D



L 330 S | 331 S

Robust. Timeless. Reliable.



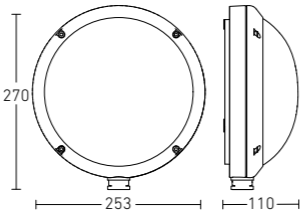
L 330 S



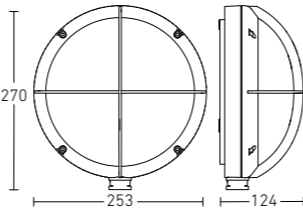
L 331 S

Order details

4007841 053079	L 330 S	anthracite
4007841 053093	L 331 S	anthracite



L 330 S



L 331 S

Technical

L 330 S: 8,4 W / 815 lm / 3000 K
L 331 S: 8,4 W / 711 lm / 3000 K

360° sensor, 7 m, max. mounting height 2.5 m, networkable via cable, adjustable continuous light and basic light, elegant soft light start, 4 intelligent programmes, aluminium housing, IK10

This product contains a light source with energy efficiency class D

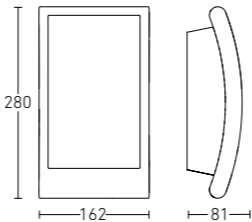


L 22 N

Simply light. Simply beautiful.



anthracite



Order details

[4007841 035709](#)

L 22 N anthracite

Technical

Max. 60 W / E27 socket, integrated twilight sensor (2–50 lux), elegant ambient light, protection class IP44, impact resistance IK07, aluminium housing with opal white plastic glass

Suitable for LED bulbs



L 1 S

Light that welcomes you.



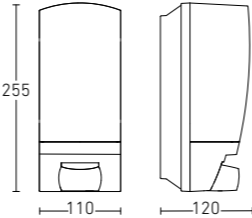
black



white

Order details

4007841 650612	L 1 S	black
4007841 650513	L 1 S	white



Technical

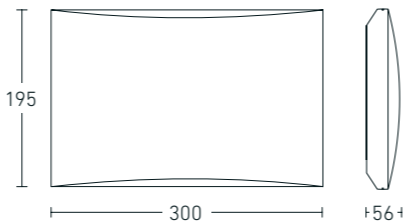
Max. 60 W / E27, sensor 180°, max. 10 m mounting height max. 3 m, impact resistant IK07, sensor 90° vertically swivelling, including house number sheet

Suitable for LED bulbs



LN 1 N

Your home. At first glance.



Order details

[4007841 649715](#) LN 1 N white

Technical

440 lm, 4.5 W, 3000 K, with twilight switch, light switches on automatically in the evening and off in the morning, impact-resistant IK07, including house number sheet

This product contains a light source with energy efficiency class E

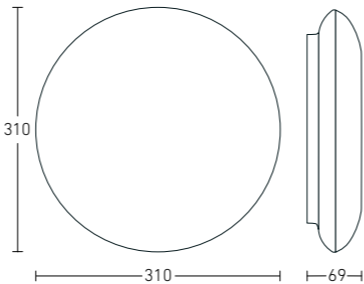


DL Vario Quattro PRO S

Precise detection. Maximum control.



Range in
4 directions
adjustable



Order details

4007841 068196	DL Vario Quattro PRO S	neutral white
4007841 068202	DL Vario Quattro PRO S	warm white

Technical

1,430 lm, 14 W, 3000 / 4000 K, 360° sensor, range 2–8 m (adjustable in each direction), mounting height up to 6 m, can be networked via cable, adjustable continuous light and basic light, IK07

This product contains a light source with energy efficiency class D



Spotlights with vision.

Whether it's your driveway, house wall or garden path – our powerful LED spotlights reliably illuminate even the most remote corners. For greater security, targeted lighting and a feeling of safety around the house.

When it matters: light that sees everything.



XLED home 2 SC

Stylish, smart and reliable.



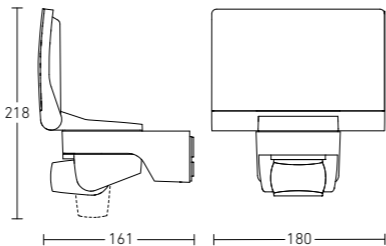
black



white

anthracite

silver



Order details

4007841 065447	XLED home 2 SC	black
4007841 065454	XLED home 2 SC	white
4007841 033071	XLED home 2 S	black
4007841 033088	XLED home 2 S	white
4007841 033064	XLED home 2 S	anthracite
4007841 033057	XLED home 2 S	silver

Without motion detector

4007841 033118	XLED home 2	black
4007841 033125	XLED home 2	white
4007841 033095	XLED home 2	anthracite

Technical

1,550 lm, max. 13.8 W, 3000 K, 180° sensor, 10 m, max. mounting height 4 m, networking and adjustment via Bluetooth, rotatable and swivelling LED floodlight with aluminium heat sink, durable opal white plastic housing

This product contains a light source with energy efficiency class E



XLED Protect S

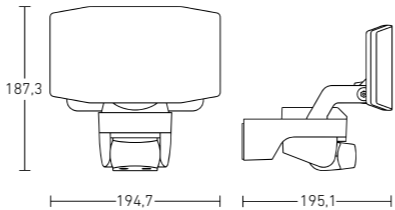
Light that makes safety visible.



anthracite



white



Order details

4007841 090012	XLED Protect S	anthracite
4007841 089894	XLED Protect S	white

Without motion detector

4007841 090029	XLED Protect	anthracite
4007841 090005	XLED Protect	white

Technical

1,642 lm, max. 14.3 W, 3,000 K, 180° sensor, 10 m, mounting height max. 4 m, fully swivelling light head and sensor, 180° panoramic light

This product contains a light source with energy efficiency class E



XLED PRO 240 S

Light. Right where you need it.

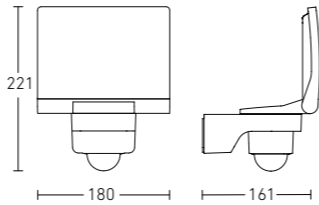


black



graphite

white



Order details

4007841 068110	XLED PRO 240 S	black
4007841 068066	XLED PRO 240 S	graphite
4007841 068073	XLED PRO 240 S	white

Without motion detector

4007841 068097	XLED PRO 240	black
4007841 068080	XLED PRO 240	graphite
4007841 068103	XLED PRO 240	white

Technical

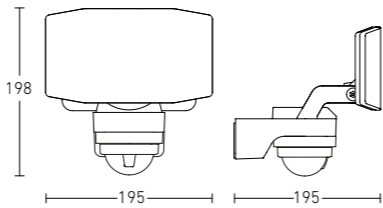
1,834 lm, 20 W, 4000 K, sensor 240°, Ø max. 24 m, mounting height max. 6 m, flat design panel can be swivelled in all directions, HCMC cooling system minimises heat build-up, includes corner wall bracket

This product contains a light source with energy efficiency class E



XLED PRO Expanse

Powerful light. Smart technology.



Order details		
4007841 091200	XLED PRO Expanse S	anthracite
4007841 091217	XLED PRO Expanse S	white
Without motion detector		
4007841 091224	XLED PRO Expanse	anthracite
4007841 091231	XLED PRO Expanse	white

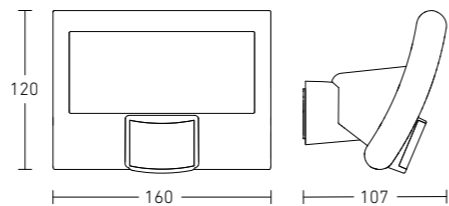
Technical
1,642 lm, 14.3 W, 115 lm/W, 3,000 K, sensor 240°, Ø max. 12 m, mounting height max. 6 m, flat design panel can be swivelled in all directions

This product contains a light source with energy efficiency class E



XLED curved S

Design meets sensor light.



Order details
[4007841 012076](#) XLED curved S anthracite

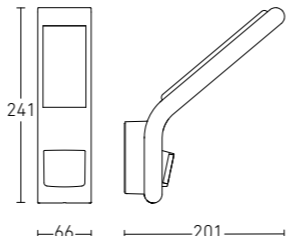
Technical
862 lm, 9.3 W, 3000 K, sensor 160°, 8 m, Maximum mounting height 4 m, swivelling spotlight head (30°), protection class IP44, protection class II, impact resistance IK03

This product contains a light source with energy efficiency class F



XLED slim S

Flat. Powerful. To the point.



Order details
[4007841 012052](#) XLED slim S anthracite

Technical
648 lm, 7.2 W, 3000 K, sensor 160°, 8 m, mounting height max. 4 m,
intelligent cooling system, protection class IP44, impact resistance IK03

This product contains a light source with energy efficiency class F



LS 150 S

Light that reaches every corner.



white



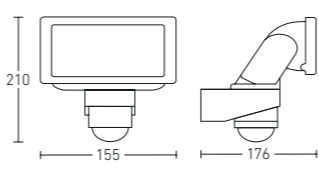
black

Order details

4007841 052553	LS 150 S	white
4007841 052546	LS 150 S	black

Without motion detector


4007841 069223	LS 150	white
4007841 069216	LS 150	black



Technical

1,375 lm, 14.7 W, 4,000 K, sensor 240°, 12 m, mounting height max. 4 m, swivelling spotlight head (horizontal 80°, vertical 150°), swivelling sensor (horizontal 160°), protection class IP44, aluminium housing

This product contains a light source with energy efficiency class E



LS 300 S

Radiance on a grand scale.



white



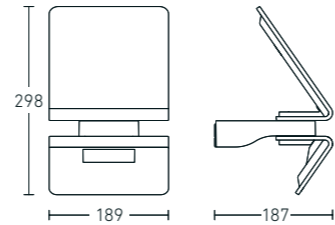
black

Order details

- [4007841 067588](#) white
- [4007841 067571](#) black

Without motion detector

- [4007841 069247](#) white
- [4007841 069230](#) black



Technical

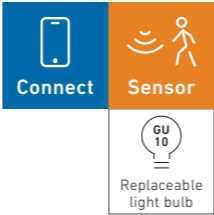
2,704 lm, 29.5 W, 4,000 K, sensor 240°, 12 m, swivelling spotlight head (horizontal 80°, vertical 150°), protection class IP44, protection class I, impact resistance IK03, aluminium housing

This product contains a light source with energy efficiency class F



Spot DUO SC | Spot ONE SC

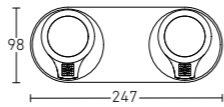
Modern LED wall spotlights with movement capabilities.



Spot DUO SC



Spot ONE SC



Spot DUO SC



Spot ONE SC

Order details

4007841 058654	Spot DUO SC	anthracite
4007841 058647	Spot DUO S	anthracite
4007841 058630	Spot ONE SC	anthracite
4007841 058616	Spot ONE S	anthracite

Without motion detector

4007841 058623	Spot ONE	anthracite
--------------------------------	----------	------------

Technical

Spot DUO SC: 2x 512 lm, 14,6 W, 3000 K
Spot ONE SC: 512 lm, 7,9 W, 3000 K

90° sensor with 10 m range, wall mounting, mounting height max. 2.50 m, aluminium housing, IP44, networking and adjustment via Bluetooth, adjustable continuous light 4h, GU10 LED replaceable

This product contains a light source with energy efficiency class F



Spot Garden SC

Flexible garden lighting. Intelligent presence.

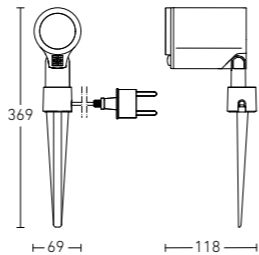
Connect

Sensor

On

GU 10

Replaceable light bulb



Order details

[4007841 058685](#) Spot Garden SC anthracite

Without motion detector

[4007841 058692](#) Spot Garden N anthracite

[4007841 068660](#) Spot Garden anthracite

Technical

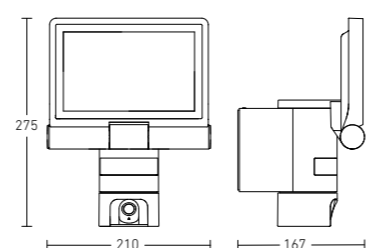
512 lm, 7.9 W, 3000 K, 90° sensor with 10 m range, ground spike mounting, aluminium housing, IP44, networking and adjustment via Bluetooth, adjustable continuous light 4 h, GU10 LED replaceable

This product contains a light source with energy efficiency class F



XLED CAM2 SC

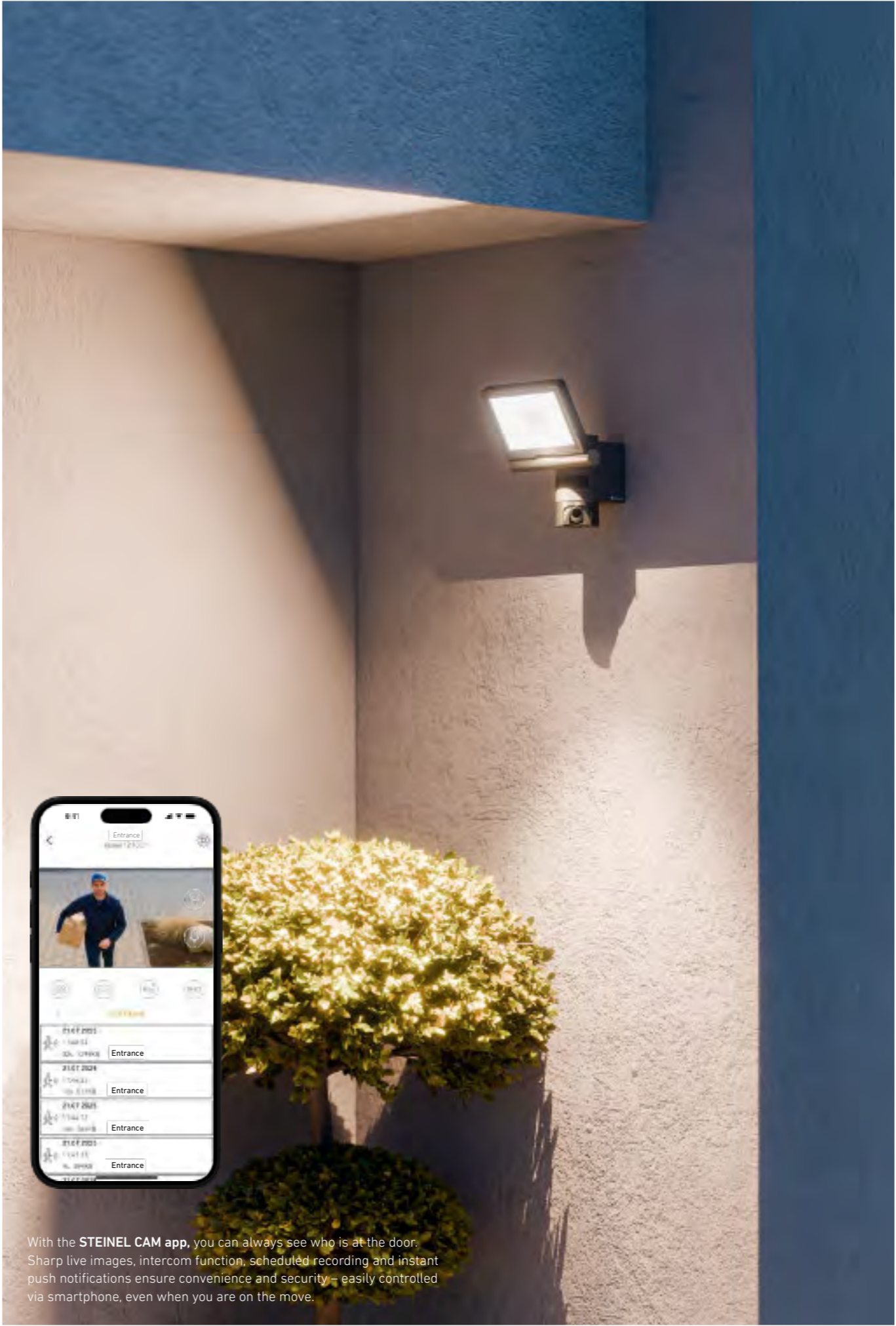
Smart security with light and vision.



Order details
[4007841 092603](#) XLED CAM2 SC anthracite

Technical
2,310 lm, 21 W, 3,000 K, 180° sensor, 10 m, max. mounting height 2 m, 2K camera, intercom, local recording on micro SD, adjustable basic and main light, IP44, aluminium housing

This product contains a light source with energy efficiency class E

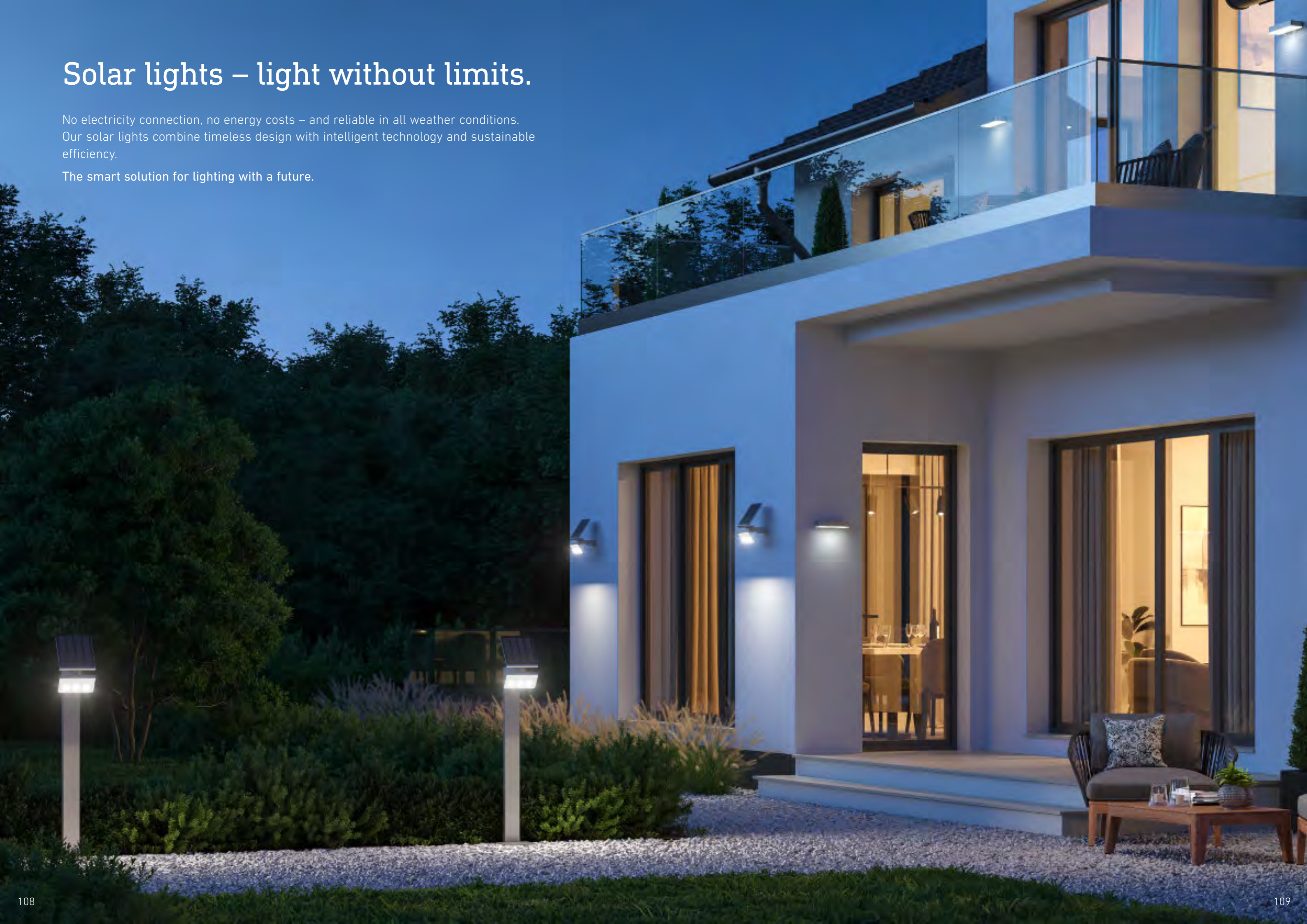


With the **STEINEL CAM app**, you can always see who is at the door. Sharp live images, intercom function, scheduled recording and instant push notifications ensure convenience and security – easily controlled via smartphone, even when you are on the move.

Solar lights – light without limits.

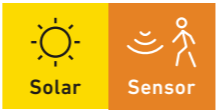
No electricity connection, no energy costs – and reliable in all weather conditions. Our solar lights combine timeless design with intelligent technology and sustainable efficiency.

The smart solution for lighting with a future.



XSolar L-S

Function meets freedom.



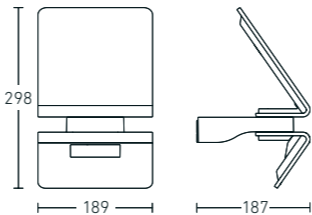
silver



white



XSolar L-S ONE
anthracite



XSolar L-S

[4007841 671013](#)
[4007841 671006](#)

silver
white

XSolar L-S ONE

[4007841 081973](#)
[4007841 081997](#)

anthracite
white

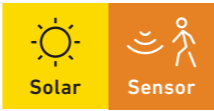
Technical

150 lm, 1.2 W, 4000 K, sensor 140°, 8 m, mounting height 2 m,
365 days of light per year, no power connection required, optional basic
lighting, battery with 60 days of light reserve, solar panel and LED panel
can be swivelled horizontally, high-quality monocrystalline solar panel



XSolar GL-S

Solar. Stylish. Carefree.




silver

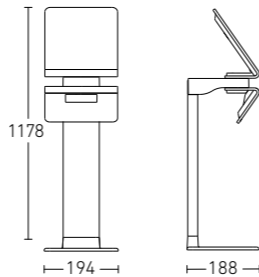
Order details

[4007841 085681](#)
[4007841 671211](#)

XSolar GL-S	anthracite
XSolar GL-S	silver



anthracite




Technical

150 lm, 1.2 W, 4000 K, sensor 140° 5 m, 365 days of light per year, no power connection required, optional basic light, battery with 60 days of light reserve, solar panel and LED panel can be swivelled horizontally, high-quality monocrystalline solar panel



XSolar SOL-0 S

When the sun controls everything.



anthracite



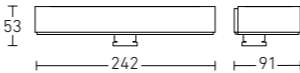
silver

Order details

4007841 052959	XSolar SOL-0 S	anthracite
4007841 052652	XSolar SOL-0 S	silver

Technical

273 lm, 3.3 W, 3000 K, 360° sensor, max. Ø 14 m, max. mounting height 2.5 m, 365 days of light per year, no power connection required, optional basic light 3 %, elegant soft light start, high-quality monocrystalline solar panel



XSolar SOL-O | SOL-O HN

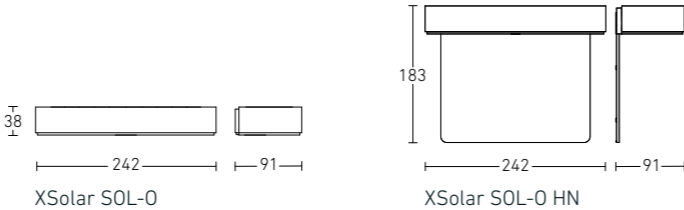
The sun charges – your home shines.



XSolar SOL-O



XSolar SOL-O HN



Order details

4007841 065935	XSolar SOL-O HN	anthracite
4007841 052966	XSolar SOL-O	anthracite

Technical

XSolar SOL-O HN und XSolar SOL-O
0.07 W, 3000 K, with twilight switch, mounting height 2 m, 365 days of light per year, no power connection required, light switches on automatically in the evening and off in the morning, house number lighting overnight, elegant soft light start, high-quality monocrystalline solar panel



XSolar LH-N

Home begins with light.



anthracite

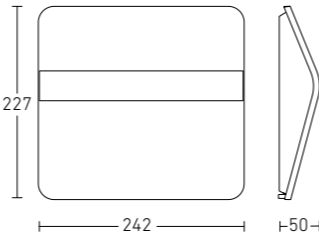


stainless steel

Order details

[4007841 035730](#)
[4007841 007140](#)

XSolar LH-N anthracite
XSolar LH-N stainless steel



Technical

0.03 W, 4000 K, with twilight switch, mounting height 2 m, 365 days of light per year, no power connection required, light switches on automatically in the evening and off in the morning, including house number sheet, high-quality monocrystalline solar panel



Motion that keeps an eye on your home.

Whether on the wall of your house, on the fence or around the property – our motion detectors react reliably as soon as something happens. With precise technology, flexible settings and robust construction, they make light control convenient, efficient and reliable.

Light that sees and reacts – exactly when you need it.



MD IR N130 | MD IR N270

Its eagle eye sees more.



white



anthracite

MD IR N130

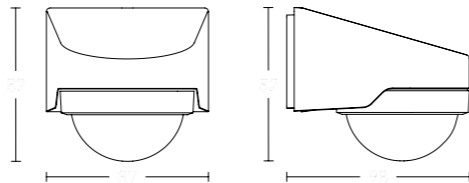
[4007841 069056](#)
[4007841 069032](#)

MD IR N130	white
MD IR N130	anthracite

MD IR N270

[4007841 079819](#)
[4007841 079796](#)
[4007841 079871](#)
[4007841 079857](#)

COM1	MD IR N270	white
COM1	MD IR N270	anthracite
uDIM	MD IR N270	white
uDIM	MD IR N270	anthracite



Technical


Surface-mounted motion detector with Eagle Eye technology for doubling a selected detection area. Lens can be rotated 180° for range adjustment.

MD IR N130

Range: Radial max. $r = 2.5\text{ m}$ (7 m^2) Tangential max. $r = 13\text{ m}$ (192 m^2), Mounting height: 1.80 – 4.00 m, COM1: Power: max. 2000 W (LED-ready)

MD IR N270

Range: Radial max. $r = 2.7\text{ m}$ (17 m^2) Tangential max. $r = 12.5\text{ m}$ (368 m^2), Mounting height: 1.80 – 6.00 m, COM1: Power: max. 2000 W (LED-ready), uDIM: max. 5-100 W LED phase up/down, With uDIM, soft light start and basic light can also be used for conventional luminaires, provided the light source is dimmable



With the **STEINEL Connect app**, you can customise the MD IR N130 and MD IR N270: digitally control the twilight threshold, follow-up time and detection zones, use Eagle Eye, network devices and conveniently control the light via your smartphone.

Motion detector

Professional Line

MD IR D180

Smart detection, precise lighting.



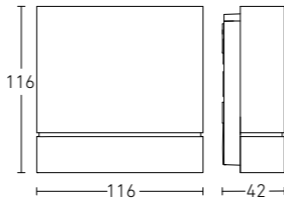
anthracite



white

Order details

4007841 066109	MD IR D180	white
4007841 066079	MD IR D180	anthracite



Technical

5 pyro sensors, 9 detection zones can be digitally activated/deactivated, range: radial max. $r = 6\text{ m}$ (57 m^2) tangential max. $r = 9\text{ m}$ (127 m^2), mounting height: 1.80 – 2.50 m, COM1: power: max. 2000 W (LED-ready)



With the **STEINEL Connect app**, you can precisely adjust the MD IR D180: digitally adjust the twilight threshold, follow-up time and range, individually define detection areas, connect devices in the network and conveniently control your outdoor lighting via smartphone.

sensIQ S

The evolution of perfection.



white



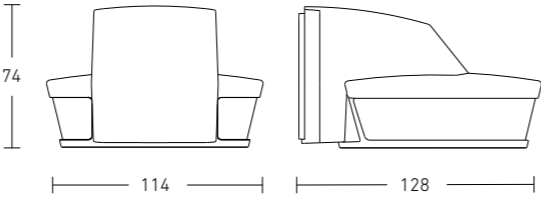
black



anthracite

Order details

4007841 034955	COM1	sensIQ S	white
4007841 034979	COM1	sensIQ S	black
4007841 056650	COM1	sensIQ S	anthracite
4007841 059613	KNX V3.1	sensIQ S	white
4007841 059606	KNX V3.1	sensIQ S	black
4007841 059583	KNX V3.1	sensIQ S	anthracite



Technical

PIR system: 4-fold (3 x 100° fields), detection angle: 300° (opening angle 180°), range (tangential): $r = 20\text{ m}$ ($\approx 1047\text{ m}^2$), range (radial): $r = 4\text{ m}$ ($\approx 42\text{ m}^2$), zones: 3 directions, scalable to the metre (2–20 m, tangential), switching zones: 1360, anti-creep protection: yes, segment masking: possible



STEINEL GmbH
Dieselstraße 80-84
33442 Herzebrock-Clarholz
Germany

Telephone + 49 (0) 5245-448-0
www.steinel.de
[youtube.com/steinelgmbh](https://www.youtube.com/steinelgmbh)
<https://www.xing.com/pages/steinelgmbh>

Quotations

Telefon + 49 (0) 5245-448-497
eMail angebote-egh@steinel.de

Order acceptance

Telefon + 49 (0) 5245-448-504
eMail bestellungen-egh@steinel.de

Technical back office

Telefon + 49 (0) 5245-448-562
eMail objekte@steinel.de



Contact person for
sensors & lights